



WORLD  
UNIVERSITY  
RANKINGS  
BY SUBJECT | 2021





**QS conferences bring international leaders together to celebrate academic excellence and innovation in higher education.**

**QS MAPLE2021**  
VIRTUAL

**QS MAPLE 2021**

The Future Today:  
Sustainable Growth towards 2030  
23 - 25 March | [www.qsmapple.org](http://www.qsmapple.org)

**QS AMERICAS2021**  
VIRTUAL

**QS AMERICAS 2021**

A New Beginning: The Next Decade  
of Higher Education in Americas  
01 - 02 September | [www.qsamericas.org](http://www.qsamericas.org)



**EduData Summit 2021**

Access Education: Building an  
Inclusive and Sustainable EduData Pipeline  
08 - 11 June | [www.edudatasummit.com](http://www.edudatasummit.com)

**QS APPLE2021**  
Asia Pacific

**QS APPLE 2021**

Future Rebalance: Emerging Trends  
and Workforce in the Asia Pacific  
03 - 05 November | [www.qsapple.org](http://www.qsapple.org)

**QS EUROPE2021**  
VIRTUAL

**QS EUROPE 2021**

Leveling the Field: Bottom-up Growth in  
Building Resilient European Higher Education  
07 - 08 July | [www.qseurope.org](http://www.qseurope.org)



**Reimagine Education  
Conference and Awards**

06 - 10 December | [www.reimagine-education.com](http://www.reimagine-education.com)



**Our philosophy is to educate,  
train, and provide the best  
Learning environment for our students.**



**King Abdulaziz university**  
*Your Door to the Future*

Jeddah, Saudi Arabia  
[kau.edu.sa](http://kau.edu.sa)





UNIVERSITY  
OF  
JOHANNESBURG

**The Future  
Reimagined**



# **BEFORE THE FUTURE DEFINES US, WE'RE WORKING TO DEFINE IT.**

**AN AFRICAN THOUGHT LEADER.  
THE UNIVERSITY OF JOHANNESBURG, SOUTH AFRICA.**

Our approach to teaching and learning is founded on both the needs of our students in the African context and on the ubiquity of the technological environment in which they will practise what they learn. We see the future as one brimming with energy and possibility, with untold opportunity for those ready to explore it, for those who are prepared with the right conceptual tools to help shape it.

We prize the value of human imagination, and its ability not only to meet the challenges that face us, but also to prevail, and indeed define, the future world in ways that benefit everyone. Our internationally recognised research and teaching staff and our leading facilities enable our students to derive the full benefit of their studies in an embracing learning environment predicated on the future.

That's because we believe that the future belongs to those who reimagine it.

[uj.ac.za/4IR](http://uj.ac.za/4IR)

# Contents

Welcome . . . . .	5
Rankings Overview . . . . .	8
Methodology. . . . .	12
Rankings Tables	
Arts & Humanities . . . . .	14
Engineering & Technology. . . . .	22
Life Sciences & Medicine. . . . .	27
A World of Reimagination . . . . .	34
Rankings Tables	
Natural Sciences . . . . .	50
Social Sciences & Management. . . . .	56
Student Recruitment Events Go Virtual. . . . .	68
Contributors . . . . .	85



香港城市大學  
City University of Hong Kong

# ENRICHING THE WORLD

One of the world's most rapidly developing universities.

Operating at the interface of science, technology, and engineering.

Supporting socio-economic development and greater sustainability.

**City University of Hong Kong enriches the world around us.**



# Welcome

Welcome to the final Higher Education Report (HER) for the 2021 QS World University Rankings cycle. Appropriately, we end the cycle of reports as we had begun, with one of our most popular and ultimately largest: the World University Rankings by Subject 2021.

While this is the final HER for the 2021 series before they restart in June with the 2022 QS World University Rankings, this is by no means the final publication, ranking, or insight report until then. There is still the *Yearbook* and the fourth edition of *QS Global Education News* to look forward to, as well as the USA and Online MBA Rankings, and the annual *International Student Survey* among others.

---

***We explore how the challenges of 2020 were transformed into student and institution-centric positives.***

---

In this edition of the Higher Education Report, we look back on some of the changes that took place throughout 2020. We explore the journey of QS' student fairs from in-person to digital, and how the challenges of the year were transformed into student and institution-centric positives. Outside reduction of travel costs, a boost to the available metrics has seen institutions receive more data to determine their recruitment needs.

We also highlight some of the discussions from the Reimagine Education Conference in December 2020, to see how edtech is adapting to help students and educators. A key discussion point, which remains relevant to all education stakeholders, was around the concept of wellbeing and how best to foster it.

Finally, there are some changes in progress which will see a new QS look and sound, such as a new logo. We look forward to sharing more in the coming months.

Until next time, stay safe.

**Anton John Crace**

Editor  
QS Quacquarelli Symonds



# VISION

Improving **quality of life**, while empowering and enabling mankind, via **innovative AI** solutions.



# YOU'R INVITED



I hereby invite all dreamers, innovators, investors and thinkers to join us here in the Kingdom to achieve our ambitions together and to build a pioneering model; to unlock the value of data and AI in order to build knowledge-based economies and advance our present and future generations.



Royal Highness **Prince Mohammed Bin Salman**,  
Crown Prince, Kingdom of Saudi Arabia

# RESEARCH AREAS



AI & EDUCATION



AI & HEALTHCARE



NATURAL LANGUAGE PROCESSING



AI & CYBERSECURITY



SMARTCITY & IOT

## CONTACTS

**KING KHALID UNIVERSITY  
CENTER FOR ARTIFICIAL INTELLIGENCE**

WEBSITE: CAI.KKU.EDU.SA  
EMAIL: CAI@KKU.EDU.SA  
TWITTER: @KKU\_CAI





# Subject Rankings Overview

By Dr Andrew MacFarlane,  
Rankings Manager, QS Quacquarelli Symonds

Welcome to the QS World University Rankings by Subject 2021. This mammoth ranking evaluates more than 3,800 individual university programs, taken by students at more than 1,440 universities in 85 locations across the world, across 51 academic disciplines. This is our largest subject ranking to date, with over 1,000 more programs ranked than last year's edition, and the largest ranking by subject on the market.

At a time of uncertainty in higher education, QS seeks to provide a stable and reliable tool that our students can use to benchmark and compare institutions in their journey through higher education.

The United States continues to dominate the field, having around a fifth of all ranked programs. The Top 2 institutions for programs ranked are Harvard University and Massachusetts Institute

of Technology. The United Kingdom, China, Australia, and Germany complete the Top 5 by number of institutions ranked.

We have considerably extended the range of programs evaluated in Business and Management Studies, Computer Science and Information Systems, Medicine, Education, Environmental Sciences and Pharmacy and Pharmacology.



This year, 850 institutions find themselves with entries in subject areas they haven't previously achieved a ranking. The United States, United Kingdom, China, Canada, and Italy are the Top 5 countries with the largest number of new programs ranked. China in particular has seen a strong rise in performance with a record number of Chinese programs attaining a Top 50 rank. Russia too can be pleased with its increased

performance, with a record number of Russian programs attaining Top 20 ranks.

Whilst reputation remains a core component of our subject rankings, many of the new additions and increases in performance are attributable to improved research performance. Recent years have seen a rise in global research collaboration, and it is perhaps no surprise, then, that the locations in which

we see strong international research collaboration are very closely correlated with those that achieve the top shares of QS' subject ranking.

International research collaboration is particularly high in the UK, Netherlands, Denmark, Australia, France, Hong Kong, Switzerland and Singapore. Indeed, Singapore and Hong Kong both see exceptionally strong rates of international research



collaboration at above 70 percent. Correspondingly, National University of Singapore, Nanyang Technological University, University of Hong Kong, and The Chinese University of Hong Kong have between them around 20 percent of the share of programs for the Top 10 institutions in Asia in this ranking.

Institutions at the top of their fields are, of course, tackling the big research issues of our time. COVID-19 and immunology, cancer research, obesity, Brexit, and the effect on financial markets – in all of these topics we can see a strong focus in the research community, and in particular our more highly evaluated regions and institutions.

When we looked across different research trends this year, we saw multi-disciplinary approaches to solving these issues. In Mathematics and Economics, both showed trends on market volatility; in Medicine, we saw strong correlation with our top ranked institutions and

the research focus being put towards COVID-19; in Environmental Sciences we saw trends in air quality and sustainability which were also mirrored in Economics; and in Physics we saw shared focus on renewable energy and climate change also mirrored in Environmental Sciences.

---

***“The United States continues to dominate the field, having around a fifth of all ranked programs. The United Kingdom, China, Australia, and Germany complete the Top 5.”***

---

We have maintained a consistent methodology this year. This allows students and institutions alike to benchmark historical performance more easily. Therefore, we can begin to look at what the top performing institutions have in common, and some areas for growth from emerging institutions.

Equipping students for life after graduation is an

especially important role for institutions, particularly as many students face uncertain futures. In our annual QS Global Employer Survey, we looked at the skills most important to employers, and the skills of graduates they found the most and least satisfied. The most important skills were problem solving, communication, and team work.

Employers were the least satisfied with graduates’ commercial awareness, leadership and negotiation skills. Professional experience was the most sought after characteristic of the global employers we surveyed. It is paramount that institutions prepare their students for the realities of the global workplace. By ensuring that work experience is woven into the fabric of their education, as well as integrating these soft skills into the learning experience, institutions will be supporting their students’ futures in their regions and beyond.



O.P. JINDAL GLOBAL  
[INSTITUTION OF EMINENCE DEEMED TO BE]  
UNIVERSITY  
*A Private University Promoting Public Service*

# INDIA'S

## Institution of Eminence

CONFERRED BY THE GOVERNMENT OF INDIA



**6650+**

Students  
represented by 20 Countries

**1:8**

Faculty to  
Student Ratio

**830+**

Faculty Members  
represented by 38 Countries

**TOP  
700**  
UNIVERSITIES  
GLOBALLY

**TOP  
150**  
UNDER 50 GLOBALLY  
QS YOUNG UNIVERSITY RANKINGS 2021

**RANKED  
NO.1**  
PRIVATE UNIVERSITY  
IN INDIA

**RANKED  
NO.1**  
LAW SCHOOL  
IN INDIA

**INDIA'S  
NO.1**  
UNIVERSITY IN  
SOCIAL SCIENCES,  
ARTS & HUMANITIES

by **QS** WORLD UNIVERSITY RANKINGS  
Quacquarelli Symonds (QS) 2021 Edition

## METHODOLOGY: DEFINITIONS & WEIGHTINGS

### ACADEMIC REPUTATION

Between 2016 and 2020 QS has collected votes from over 100,000 academics around the world. Each academic counted has given their opinion on universities in their fields of expertise.

### EMPLOYER REPUTATION

The employability metric is based on employer reputation. Over 50,000 global employer votes have been taken into account between 2016 and 2020 giving us a large pool of information in terms of hiring levels. Employers across all sectors and industries have taken part in the survey and include Facebook, Google, Uber, Wells Fargo, Bank of America etc.

### CITATIONS PER PAPER

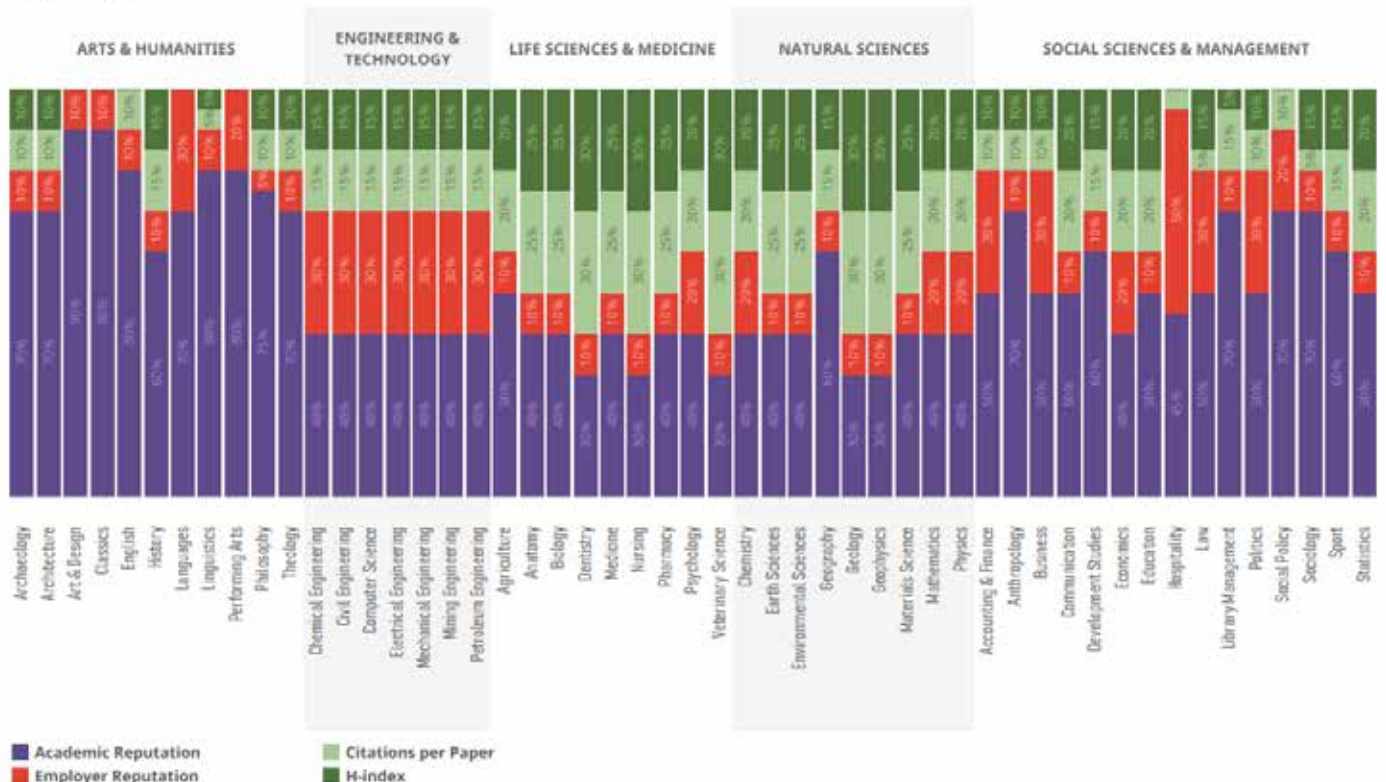
This ratio measures the average number of citations obtained per publication, and is an estimate of the impact and quality of the scientific work done by universities. To avoid anomalous results, only the institutions producing a minimum number of papers in the last five years are evaluated.

### H-INDEX

The h-index is an index that attempts to measure both the productivity and impact of the work published by the institutions' scientists and scholars. The index is based on the set of the institution's most cited papers and the number of citations that they have received in other publications.



We use a variable approach to the weightings for the different subjects. The chart below provides details of the combinations used in the 2021 edition of the rankings.



**UAEU**

جامعة الإمارات العربية المتحدة  
United Arab Emirates University



**NEW BEGINNINGS**

**ENDLESS POSSIBILITIES**

"The University of the Future"

[www.uaeu.ac.ae](http://www.uaeu.ac.ae)

Faculty | Arts & Humanities

2021 Rank	Institution	Location	Overall
1	University of Oxford	GB	98.6
2	Harvard University	US	98.5
3	University of Cambridge	GB	97.3
4=	University of California, Berkeley (UCB)	US	93.3
4=	Yale University	US	93.3
6	Stanford University	US	92.7
7	New York University (NYU)	US	91.6
8	Princeton University	US	90.3
9	University of California, Los Angeles (UCLA)	US	90.2
10	Columbia University	US	89.6
11	University of Edinburgh	GB	89.1
12	UCL (University College London)	GB	87.9
13=	Massachusetts Institute of Technology (MIT)	US	87.8
13=	University of Chicago	US	87.8
15	National University of Singapore (NUS)	SG	87.7
16	London School of Economics and Political Science (LSE)	GB	87.1
17	University of Toronto	CA	87.0
18	The University of Melbourne	AU	85.5
19	Humboldt-Universität zu Berlin	DE	85.3
20	University of British Columbia	CA	85.1
21	Australian National University (ANU)	AU	84.9
22	The University of Tokyo	JP	84.7
23	The University of Sydney	AU	84.6
24=	Freie Universität Berlin	DE	84.5
24=	Universidad Nacional Autónoma de México (UNAM)	MX	84.5
26	University of Amsterdam	NL	84.2
27=	Cornell University	US	84.1
27=	University of Hong Kong (HKU)	HK	84.1
29	University of Michigan-Ann Arbor	US	83.9
30	King's College London (KCL)	GB	83.4
31=	Université Paris 1 Panthéon-Sorbonne	FR	83.1
31=	University of Pennsylvania	US	83.1
33	McGill University	CA	82.0
34	Sorbonne University	FR	81.6
35	Leiden University	NL	81.4
36=	Peking University	CN	81.3
36=	University of Texas at Austin	US	81.3
38	Seoul National University (SNU)	KR	81.2
39	Universidad de Buenos Aires	AR	81.0
40	Duke University	US	80.9
41	Nanyang Technological University (NTU)	SG	80.8
42	University of St Andrews	GB	80.7
43	The Chinese University of Hong Kong (CUHK)	HK	80.4
44	SOAS - School of Oriental and African Studies, University of London	GB	80.0
45=	Durham University	GB	79.8
45=	The University of Manchester	GB	79.8
47=	Tsinghua University	CN	79.6
47=	Universität Wien	AT	79.6
49=	Brown University	US	79.2
49=	Ludwig-Maximilians-Universität München	DE	79.2
49=	Monash University	AU	79.2
49=	The University of Warwick	GB	79.2

Archaeology

2021 Rank	Institution	Location	Overall
1	University of Cambridge	GB	96.2
2	University of Oxford	GB	94
3	UCL (University College London)	GB	93.9
4	Durham University	GB	90.4
5	Harvard University	US	90.3
6	University of California, Berkeley (UCB)	US	89.7
7	Stanford University	US	89
8	Leiden University	NL	87.8
9	University of California, Los Angeles (UCLA)	US	85.8
10	Sapienza - Università di Roma	IT	85
11	Arizona State University	US	83.8
12	University of York	GB	83.7
13	Australian National University (ANU)	AU	83.5
14	Peking University	CN	83.4
15	University of Michigan-Ann Arbor	US	83.3
16	Universidad Nacional Autónoma de México (UNAM)	MX	83.1
17	Simon Fraser University	CA	82.6
18	University of Pennsylvania	US	82
19	Pennsylvania State University	US	81.1
20	University of Chicago	US	80.8
21	Eberhard Karls Universität Tübingen	DE	80.7
22=	University of Arizona	US	79.2
22=	University of Toronto	CA	79.2
24	Yale University	US	79
25=	Freie Universität Berlin	DE	78.8
25=	Université Paris 1 Panthéon-Sorbonne	FR	78.8
27	Columbia University	US	78.2
28	University of Florida	US	78.1
29	Sorbonne University	FR	76.9
30=	Kyoto University	JP	76.8
30=	University of British Columbia	CA	76.8
32	The University of Tokyo	JP	76.6
33	University of Edinburgh	GB	76.4
34	Washington University in St. Louis	US	75.7
35	Université de Bordeaux	FR	75.6
36	Aarhus University	DK	75.5
37	The University of Auckland	NZ	75.4
38	Ruprecht-Karls-Universität Heidelberg	DE	75.2
39	The University of Sheffield	GB	75.1
40	The University of Sydney	AU	74.9
41	University of Reading	GB	74.4
42	Seoul National University (SNU)	KR	74.2
43	University of Leicester	GB	74.1
44	Jilin University	CN	74
45	University of Copenhagen	DK	73.3
46=	Flinders University	AU	73.2
46=	Universität Wien	AT	73.2
48=	Nanjing University	CN	73.1
48=	University of Otago	NZ	73.1
48=	University of Texas at Austin	US	73.1
48=	Uppsala University	SE	73.1

Architecture / Built Environment

2021 Rank	Institution	Location	Overall
1	Massachusetts Institute of Technology (MIT)	US	96.1
2	The Bartlett School of Architecture   UCL (University College London)	GB	95.9
3	Delft University of Technology	NL	93.2
4	ETH Zurich (Swiss Federal Institute of Technology)	CH	92.9
5	Harvard University	US	89.2
6	National University of Singapore (NUS)	SG	87.4
7	University of California, Berkeley (UCB)	US	87.1
8	Tsinghua University	CN	85.3
9	University of Cambridge	GB	84.8
10	Politecnico di Milano	IT	84.5
11	Manchester School of Architecture	GB	84.2
12	Ecole Polytechnique Fédérale de Lausanne (EPFL)	CH	82.6
13	Tongji University	CN	81.3
14=	Columbia University	US	80.3
14=	University of Hong Kong (HKU)	HK	80.3
16	The University of Tokyo	JP	79.8
17	University of California, Los Angeles (UCLA)	US	79.7
18	The Hong Kong Polytechnic University	HK	78.6
19	KTH, Royal Institute of Technology	SE	78.4
20	Universitat Politècnica de Catalunya	ES	77.9
21	The University of Sydney	AU	77.3
22	Technische Universität Berlin	DE	76.9
23=	Georgia Institute of Technology (Georgia Tech)	US	76.8
23=	Technische Universität München	DE	76.8
23=	The University of Melbourne	AU	76.8
26	Cornell University	US	76.7
27	The University of Sheffield	GB	76.5
28=	RMIT University	AU	75.4
28=	University of Pennsylvania	US	75.4
30	University of British Columbia	CA	75
31=	Seoul National University (SNU)	KR	74.9
31=	University of Michigan-Ann Arbor	US	74.9
33	The University of New South Wales (UNSW)	AU	74.6
34=	Politecnico di Torino	IT	74.3
34=	Stanford University	US	74.3
36	Katholieke Universiteit Leuven	BE	74.1
37=	Cardiff University	GB	73.5
37=	Tokyo Institute of Technology	JP	73.5
37=	Universidad Politécnica de Madrid	ES	73.5
40	University of Texas at Austin	US	73.1
41	Pontificia Universidad Católica de Chile	CL	72.9
42	Aalto University	FI	72.8
43	Peking University	CN	72.7
44	Chalmers University of Technology	SE	72.6
45	McGill University	CA	72.2
46=	Nanyang Technological University (NTU)	SG	72
46=	University of Toronto	CA	72
48=	Shanghai Jiao Tong University	CN	71.8
48=	Universidade de São Paulo (USP)	BR	71.8
50	Tianjin University	CN	71.3

Art & Design

2021 Rank	Institution	Location	Overall
1	Royal College of Art	GB	99.6
2	University of the Arts London	GB	95
3	Parsons School of Design at the New School	US	92.7
3	Rhode Island School of Design (RISD)	US	90.6
4	Massachusetts Institute of Technology (MIT)	US	85
5	Politecnico di Milano	IT	84.1
6	Aalto University	FI	82.9
7	School of the Art Institute of Chicago (SAIC)	US	82.8
8=	Glasgow School of Art (GSA)	GB	82.3
8=	Pratt Institute	US	82.3
10	Art Center College of Design	US	80.6
11	Delft University of Technology	NL	80.5
12	Design Academy Eindhoven	NL	80
13	Tongji University	CN	78.8
15=	Goldsmiths, University of London	GB	76.9
15=	RMIT University	AU	76.9
17	California Institute of the Arts	US	76.6
18	Carnegie Mellon University	US	75.8
19	Stanford University	US	75.3
20	The Hong Kong Polytechnic University	HK	74.9
21	Konstfack University College of Arts, Crafts and Design	SE	74.8
22	The Royal Danish Academy of Fine Arts - The School of Design	DK	74.6
23	Tsinghua University	CN	74.1
24	China Central Academy of Fine Arts	CN	72.9
25	University of Technology Sydney (UTS)	AU	72.3
26	École Nationale Supérieure de Création Industrielle, ENSCI Les Ateliers	FR	72.1
28	National University of Singapore (NUS)	SG	71.9
29	California College of the Arts	US	71.8
30	Emily Carr University of Art and Design	CA	71.6
31	Loughborough University	GB	71
32	School of Visual Arts (SVA)	US	70.8
33=	Savannah College of Art and Design	US	70.2
33=	Umeå University	SE	70.2
35	Zurich University of the Arts (ZHdK)	CH	69.7
36	University of Oxford	GB	69.2
37	Yale University	US	69.1
38	The University of Tokyo	JP	69
39=	Ecole Nationale Supérieure des Arts Décoratifs (ENSAD)	FR	68.9
39=	Seoul National University (SNU)	KR	68.9
41=	Columbia University	US	68.6
41=	Universität der Künste Berlin	DE	68.6
43	Nanyang Technological University (NTU)	SG	67.9
44	Maryland Institute College of Art	US	67.3
45	New York University (NYU)	US	67.2
46	University of California, Los Angeles (UCLA)	US	66.8
47	University of California, Berkeley (UCB)	US	66.3
48=	Queensland University of Technology (QUT)	AU	66.1
48=	UCL (University College London)	GB	66.1
48=	Universidad Nacional Autónoma de México (UNAM)	MX	66.1



Classics & Ancient History

2021 Rank	Institution	Location	Overall
1	Sapienza - Università di Roma	IT	96.9
2	University of Oxford	GB	95.5
3	University of Cambridge	GB	94.9
4	Leiden University	NL	94.4
5	Ruprecht-Karls-Universität Heidelberg	DE	90.7
6=	Harvard University	US	90.3
6=	Sorbonne University	FR	90.3
8	Ludwig-Maximilians-Universität München	DE	89.2
9	Scuola Normale Superiore di Pisa	IT	88.4
10	Yale University	US	87.5
11	Princeton University	US	87
12	Université Paris I Panthéon-Sorbonne	FR	86.5
13	University of California, Berkeley (UCB)	US	86.4
14	Aristotle University of Thessaloniki	GR	86.3
15	Durham University	GB	85.9
16	Humboldt-Universität zu Berlin	DE	85.8
17	Stanford University	US	85.3
18	Università di Pisa	IT	84.6
19	Freie Universität Berlin	DE	84.5
20	Università di Bologna (UNIBO)	IT	84.2
21	University of St Andrews	GB	83.3
22	UCL (University College London)	GB	83.1
23	Peking University	CN	82.7
24	University of Chicago	US	82.6
25	Waseda University	JP	82.5
26	King's College London (KCL)	GB	81.5
27	University of Geneva	CH	80.6
28	Katholieke Universiteit Leuven	BE	80.1
29	Trinity College Dublin (TCD)	IE	79.6
30	Georg-August-Universität Göttingen	DE	79.5
31	University of Toronto	CA	79.4
32	Universität Wien	AT	79.1
33	Fudan University	CN	78.7
34	Brown University	US	77.9
35	Eberhard Karls Universität Tübingen	DE	77.8
36	Cornell University	US	77.6
37	National Taiwan University (NTU)	TW	77.3
38	Università degli Studi di Napoli Federico II	IT	76.7
39	University of Bristol	GB	76.6
40=	City University of New York	US	76.5
40=	Università degli Studi di Roma - Tor Vergata	IT	76.5
42	Università Ca' Foscari Venezia	IT	76.2
43	University of California, Los Angeles (UCLA)	US	76.1
44	University of Edinburgh	GB	76
45	Università degli Studi di Milano	IT	75.8
46	University of Zurich	CH	75.4
47	Université PSL (Paris Sciences & Lettres)	FR	75.1
48	University of Michigan-Ann Arbor	US	75
49	Universität Freiburg	DE	74.9
50	Columbia University	US	74.8

English Language & Literature

2021 Rank	Institution	Location	Overall
1	University of Oxford	GB	97.6
2	University of Cambridge	GB	96.6
3	Harvard University	US	96.2
4	University of California, Berkeley (UCB)	US	93.7
5	Yale University	US	92.2
6	Stanford University	US	91.8
7=	Princeton University	US	90.3
7=	University of Edinburgh	GB	90.3
9	University of California, Los Angeles (UCLA)	US	89.7
10	Columbia University	US	89.2
11	University of Toronto	CA	88.2
12	University of Chicago	US	87.8
13	UCL (University College London)	GB	86.4
14	King's College London (KCL)	GB	86.2
15	New York University (NYU)	US	85.7
16	University of British Columbia	CA	84.5
17	Duke University	US	84.4
18	The University of Sydney	AU	83.4
19	The University of Manchester	GB	83.2
20	The University of Melbourne	AU	83.1
21	Cornell University	US	83
22=	The University of Warwick	GB	82.6
22=	University of Pennsylvania	US	82.6
22=	University of York	GB	82.6
25	Trinity College Dublin (TCD)	IE	82.4
26	Massachusetts Institute of Technology (MIT)	US	81.8
27	McGill University	CA	81.6
28	University of Hong Kong (HKU)	HK	81.5
29=	National University of Singapore (NUS)	SG	80.9
29=	University of Michigan-Ann Arbor	US	80.9
31=	University of Glasgow	GB	80.8
31=	University of Leeds	GB	80.8
33	University of Texas at Austin	US	79.9
34	Queen Mary University of London (QMUL)	GB	79.6
35	University of Birmingham	GB	79.4
36	Freie Universität Berlin	DE	79.3
37	The University of Tokyo	JP	79.1
38	The University of Auckland	NZ	78.6
39	Brown University	US	78.5
40	Humboldt-Universität zu Berlin	DE	78.2
41	University of Amsterdam	NL	78.1
42	University of Bristol	GB	78
43	Australian National University (ANU)	AU	77.5
44=	Durham University	GB	77.3
44=	Sorbonne University	FR	77.3
44=	University of St Andrews	GB	77.3
47	Monash University	AU	77
48	The University of New South Wales (UNSW)	AU	76.9
49	Peking University	CN	76.6
50	The University of Queensland (UQ)	AU	76.3

# You're invited to change the world.

New Zealand's leading teachers, researchers and world-class facilities. All in one place.



THE UNIVERSITY OF  
**AUCKLAND**  
Te Whare Wānanga o Tāmaki Makaurau  
NEW ZEALAND

**Learn more**  
at [auckland.ac.nz](http://auckland.ac.nz)

History

2021 Rank	Institution	Location	Overall
1	Harvard University	US	98.5
2	University of Oxford	GB	96.5
3	University of Cambridge	GB	96.3
4	Yale University	US	91.7
5	London School of Economics and Political Science (LSE)	GB	91.5
6	Columbia University	US	91.2
7	Stanford University	US	90.4
8	University of California, Berkeley (UCB)	US	90
9	Princeton University	US	89.5
10	University of California, Los Angeles (UCLA)	US	87.3
11	University of Chicago	US	86.6
12	University of Michigan-Ann Arbor	US	85.5
13	University of Toronto	CA	84.9
14	King's College London (KCL)	GB	84.2
15=	Leiden University	NL	84
15=	National University of Singapore (NUS)	SG	84
17	Australian National University (ANU)	AU	83.8
18	Cornell University	US	82.6
19=	UCL (University College London)	GB	82.5
19=	University of Edinburgh	GB	82.5
21	Johns Hopkins University	US	82.2
22	The University of Sydney	AU	81.3
23	Freie Universität Berlin	DE	80.8
24=	University of British Columbia	CA	80.4
24=	University of Wisconsin-Madison	US	80.4
26	Ludwig-Maximilians-Universität München	DE	80
27	University of Texas at Austin	US	79.6
28	University of Pennsylvania	US	79.5
29	Peking University	CN	79.3
30=	Humboldt-Universität zu Berlin	DE	79.2
30=	New York University (NYU)	US	79.2
32	The University of Tokyo	JP	78.8
33	Université Paris 1 Panthéon-Sorbonne	FR	77.8
34	Duke University	US	77.7
35=	Kyoto University	JP	77.5
35=	University of Amsterdam	NL	77.5
37	Durham University	GB	77.4
38	The University of Melbourne	AU	77.3
39=	University of North Carolina, Chapel Hill	US	77.1
39=	University of St Andrews	GB	77.1
41	The University of Manchester	GB	77
42	The University of Warwick	GB	76.8
43	McGill University	CA	76.3
44	Ruprecht-Karls-Universität Heidelberg	DE	75.3
45	SOAS - School of Oriental and African Studies, University of London	GB	75.1
46=	Sorbonne University	FR	74.9
46=	University of Exeter	GB	74.9
46=	University of York	GB	74.9
49	Universidad Nacional Autónoma de México (UNAM)	MX	74.8
50	University of Hong Kong (HKU)	HK	74.5

Linguistics

2021 Rank	Institution	Location	Overall
1	Massachusetts Institute of Technology (MIT)	US	97.9
2	University of Massachusetts, Amherst	US	91.2
3=	University of Cambridge	GB	89.2
3=	University of Oxford	GB	89.2
5	University of Edinburgh	GB	89
6=	Harvard University	US	87.6
6=	Stanford University	US	87.6
8	University of California, Berkeley (UCB)	US	87.3
9	University of Maryland, College Park	US	86.6
10	University of California, Los Angeles (UCLA)	US	86.2
11	University of Hong Kong (HKU)	HK	85
12	University of British Columbia	CA	84.9
13	University of Toronto	CA	84.5
14	McGill University	CA	82.5
15	Lancaster University	GB	82.3
16	University of Pennsylvania	US	81.5
17=	National University of Singapore (NUS)	SG	81
17=	UCL (University College London)	GB	81
19	Ohio State University	US	80.8
20	University of Amsterdam	NL	80.5
21	University of Chicago	US	80
22	Australian National University (ANU)	AU	79.8
23	The University of Tokyo	JP	79.4
24	Lomonosov Moscow State University	RU	79.1
25	The University of Melbourne	AU	78.8
26	Peking University	CN	78.1
27	Macquarie University	AU	77.9
28=	University of Connecticut	US	76.9
28=	University of Hawaii at Mānoa	US	76.9
30	Universität Wien	AT	76.1
31=	Leiden University	NL	76
31=	Nanyang Technological University (NTU)	SG	76
33=	Humboldt-Universität zu Berlin	DE	75.6
33=	The University of Sydney	AU	75.6
35	University of Illinois at Urbana-Champaign	US	75.3
36=	The Chinese University of Hong Kong (CUHK)	HK	75.1
36=	University of Zurich	CH	75.1
38	Seoul National University (SNU)	KR	75
39	Georgetown University	US	74.9
40	New York University (NYU)	US	74.7
41=	University of California, San Diego (UCSD)	US	74.5
41=	University of California, Santa Barbara (UCSB)	US	74.5
43	City University of Hong Kong	HK	74.2
44	University of Ottawa	CA	74.1
45	University of Texas at Austin	US	73.9
46	Université de Montréal	CA	73.7
47=	Michigan State University	US	73
47=	National Taiwan University (NTU)	TW	73
47=	The University of Manchester	GB	73
50	University of Helsinki	FI	72.9

Modern Languages

2021 Rank	Institution	Location	Overall
1=	Harvard University	US	99.2
1=	University of Oxford	GB	99.2
3	University of Cambridge	GB	98.9
4	University of California, Berkeley (UCB)	US	93.2
5	Stanford University	US	93
6	Yale University	US	91.4
7	Princeton University	US	89.7
8	University of California, Los Angeles (UCLA)	US	89.6
9	The University of Tokyo	JP	89.4
10	Peking University	CN	89.3
11	Columbia University	US	88.2
12	Massachusetts Institute of Technology (MIT)	US	87.8
13	University of Edinburgh	GB	87.7
14	University of Chicago	US	87.3
15	Universidad Nacional Autónoma de México (UNAM)	MX	87.2
16	National University of Singapore (NUS)	SG	86.9
17	New York University (NYU)	US	86.6
18	Sorbonne University	FR	86.4
19	Seoul National University (SNU)	KR	86.3
20	UCL (University College London)	GB	85.8
21	Kyoto University	JP	85.4
22	Freie Universität Berlin	DE	84.8
23=	Fudan University	CN	84.3
23=	Universidad de Buenos Aires	AR	84.3
25	University of Toronto	CA	83.4
26	University of Hong Kong (HKU)	HK	83.2
27=	Pontificia Universidad Católica de Chile	CL	82.4
27=	The University of Melbourne	AU	82.4
29=	Humboldt-Universität zu Berlin	DE	82.1
29=	King's College London (KCL)	GB	82.1
31=	The Chinese University of Hong Kong (CUHK)	HK	81.8
31=	University of Michigan-Ann Arbor	US	81.8
33	Tsinghua University	CN	81.5
34	The University of Sydney	AU	81.4
35	Cornell University	US	81.3
36	Lomonosov Moscow State University	RU	81.1
37	Universidad Complutense de Madrid (UCM)	ES	80.9
38	University of Pennsylvania	US	80.8
39	Australian National University (ANU)	AU	80.7
40=	Duke University	US	80.6
40=	Ludwig-Maximilians-Universität München	DE	80.6
40=	Università di Bologna (UNIBO)	IT	80.6
43	National Taiwan University (NTU)	TW	80.5
44	The University of Manchester	GB	80.3
45	University of British Columbia	CA	80
46	Yonsei University	KR	79.9
47	Universidade de São Paulo (USP)	BR	79.8
48=	Korea University	KR	79.7
48=	Université Sorbonne Nouvelle Paris 3	FR	79.7
48=	University of Texas at Austin	US	79.7
48=	Waseda University	JP	79.7

Performing Arts

2021 Rank	Institution	Location	Overall
1	Juilliard School	US	95.9
2	Royal College of Music	GB	91.2
3	Royal Conservatoire of Scotland (Formerly Royal Scottish Academy of Music and Drama)	GB	89.2
4	Royal Academy of Music	GB	88.6
5	Conservatoire national supérieur de musique et de danse de Paris (CNSMDP)	FR	85.4
6	New York University (NYU)	US	85
7	Universität für Musik und darstellende Kunst Wien	AT	84.6
8	Norwegian Academy of Music	NO	84.1
9	University of the Arts Helsinki	FI	82.3
10	Hong Kong Academy of Performing Arts	HK	81.7
11	University Mozarteum Salzburg	AT	80.1
12=	Harvard University	US	79.9
12=	University of Oxford	GB	79.9
14	University of Cambridge	GB	79.6
15	Guildhall School of Music and Drama	GB	79.4
16	University of Rochester	US	79.1
17	Indiana University Bloomington	US	78.8
18	Royal Holloway University of London	GB	78
19	The University of Melbourne	AU	77
20=	Royal College of Music in Stockholm	SE	76.9
20=	Yale University	US	76.9
22=	Columbia University	US	76.6
22=	The Royal Danish Academy of Music	DK	76.6
24=	University of California, Berkeley (UCB)	US	76.4
24=	University of California, Los Angeles (UCLA)	US	76.4
26	Curtis Institute of Music	US	75.7
27	University of Huddersfield	GB	75.5
28	University of Southern California	US	75.2
29	University of Michigan-Ann Arbor	US	75
30=	The University of Sydney	AU	74.9
30=	Universität der Künste Berlin	DE	74.9
32	Central Academy of Drama, China	CN	74.7
33	Central School of Speech & Drama	GB	74.6
34	Moscow P. I. Tchaikovsky Conservatory	RU	74.1
35	Monash University	AU	73.8
36	Korea National University of Arts	KR	73.5
37	Stanford University	US	73.1
38	Queen Mary University of London (QMUL)	GB	73
39	McGill University	CA	72.9
40	National University of Singapore (NUS)	SG	71.8
41	Northwestern University	US	71.5
42	Goldsmiths, University of London	GB	71.2
43	Hochschule für Musik Hanns Eisler Berlin	DE	71.1
44	Royal Northern College of Music (RNCM)	GB	70.4
45	UCSI University	MY	70
46	University of Toronto	CA	69.9
47	The University of Auckland	NZ	69.7
48	Conservatoire de Musique de Genève	CH	69.5
49	The University of Warwick	GB	69.2
50	Griffith University	AU	69.1

Philosophy

2021 Rank	Institution	Location	Overall
1	New York University (NYU)	US	98.3
2	Rutgers - The State University of New Jersey, New Brunswick	US	95.1
3	University of Pittsburgh	US	90.5
4	University of Oxford	GB	89
5	Australian National University (ANU)	AU	88.5
6	London School of Economics and Political Science (LSE)	GB	88
7	University of Cambridge	GB	85.7
8	Harvard University	US	85.1
9	King's College London (KCL)	GB	84.4
10	Princeton University	US	83.4
11=	University of St Andrews	GB	82.6
11=	University of Toronto	CA	82.6
13	University of Notre Dame	US	82.5
14	Humboldt-Universität zu Berlin	DE	82.3
15	Ludwig-Maximilians-Universität München	DE	82.2
16	Yale University	US	80.8
17	University of California, Berkeley (UCB)	US	80.2
18	Stanford University	US	79
19	Universität Frankfurt am Main	DE	78.7
20	University of Edinburgh	GB	76.7
21	Université PSL (Paris Sciences & Lettres)	FR	75.7
22	UCL (University College London)	GB	75.3
23	Macquarie University	AU	75.2
24	University of Chicago	US	74.4
25	Columbia University	US	74.1
26	The University of Sydney	AU	73.5
27	Université Paris I Panthéon-Sorbonne	FR	72.9
28	The Chinese University of Hong Kong (CUHK)	HK	72.8
29	Monash University	AU	72.1
30	University of Bristol	GB	70.1
31	Fudan University	CN	69.9
32	University of Helsinki	FI	69.6
33=	Katholieke Universiteit Leuven	BE	69.2
33=	University of Southern California	US	69.2
35	Central European University	HU	69.1
36	Freie Universität Berlin	DE	68.9
37	University of Oslo	NO	68.1
38	University of Copenhagen	DK	67.8
39	Boston College	US	67.3
40	Renmin (People's) University of China	CN	66.2
41=	Lomonosov Moscow State University	RU	66
41=	Massachusetts Institute of Technology (MIT)	US	66
43	The University of Warwick	GB	65.9
44	Peking University	CN	65.7
45	City University of New York	US	65.6
46=	National University of Singapore (NUS)	SG	65.5
46=	Tsinghua University	CN	65.5
46=	Universitat de Barcelona (UB)	ES	65.5
49	Sun Yat-sen University	CN	65.3
50	University of Michigan-Ann Arbor	US	65.2

Theology, Divinity & Religious Studies

2021 Rank	Institution	Location	Overall
1	University of Notre Dame	US	92.8
2	Harvard University	US	91.5
3	University of Oxford	GB	91.2
4	Duke University	US	90.3
5	Durham University	GB	89
6	Katholieke Universiteit Leuven	BE	87.5
7	Boston College	US	86.3
8	Yale University	US	86.2
9	University of Cambridge	GB	86.1
10	Eberhard Karls Universität Tübingen	DE	85.7
11	University of Toronto	CA	85
12	University of Chicago	US	82.4
13	Hebrew University of Jerusalem	IL	82.3
14	Emory University	US	81.6
15	Ruprecht-Karls-Universität Heidelberg	DE	80.6
16	Princeton University	US	80.3
17	University of Edinburgh	GB	80.2
18	University of California, Berkeley (UCB)	US	78.5
19	University of St Andrews	GB	78.4
20=	Georg-August-Universität Göttingen	DE	76.6
20=	Stanford University	US	76.6
22	Université Catholique de Louvain (UCL)	BE	76.2
23	University of Zurich	CH	75
24=	Georgetown University	US	74.4
24=	Vrije Universiteit Amsterdam	NL	74.4
26	Boston University	US	73.1
27	University of Birmingham	GB	72.8
28	Humboldt-Universität zu Berlin	DE	72.7
29	Universität Wien	AT	71.5
30	Ludwig-Maximilians-Universität München	DE	71
31	The Chinese University of Hong Kong (CUHK)	HK	70.7
32	Tel Aviv University	IL	69.9
33=	International Islamic University Malaysia (IIUM)	MY	69.7
33=	University of Oslo	NO	69.7
35	Fordham University	US	69.2
36=	King's College London (KCL)	GB	68.8
36=	University of Helsinki	FI	68.8
38	University of Aberdeen	GB	68.1
39	University of California, Los Angeles (UCLA)	US	67.8
40	Columbia University	US	67.3
41	Fudan University	CN	66.2
42	Uppsala University	SE	65.9
43	University of British Columbia	CA	65.2
44	McGill University	CA	64.8
45	University of Virginia	US	63.6
46	The University of Melbourne	AU	63.1
47	University of Otago	NZ	62.5
48	SOAS - School of Oriental and African Studies, University of London	GB	62.2
49	University of Wisconsin-Madison	US	61.9
50	Catholic University of America	US	60.8



CANADIAN  
UNIVERSITY DUBAI

Your portal to Canadian education

الجامعة الكندية دبي  
CANADIAN UNIVERSITY DUBAI



# An education beyond borders

## CONTACT US

Tel: +971 (4) 321 9090  
apply@cupd.ac.ae

www.cud.ac.ae



INSPIRING MINDS  
TRANSFORMING LIVES

مُعتمدة من وزارة التربية والتعليم - شؤون التعليم العالي  
Accredited by the UAE Ministry of Education - Higher Education Affairs

Faculty | Engineering & Technology

2021 Rank	Institution	Location	Overall
1	Massachusetts Institute of Technology (MIT)	US	97.3
2	Stanford University	US	96.0
3	University of Cambridge	GB	93.4
4=	ETH Zurich (Swiss Federal Institute of Technology)	CH	93.2
4=	Nanyang Technological University (NTU)	SG	93.2
6	University of Oxford	GB	92.5
7	University of California, Berkeley (UCB)	US	92.4
8	Imperial College London	GB	92.1
9	National University of Singapore (NUS)	SG	91.9
10	Tsinghua University	CN	91.5
11	Harvard University	US	90.6
12	Ecole Polytechnique Fédérale de Lausanne (EPFL)	CH	90.5
13	Georgia Institute of Technology (Georgia Tech)	US	89.2
14	California Institute of Technology (Caltech)	US	89.0
15	Delft University of Technology	NL	87.7
16	KAIST - Korea Advanced Institute of Science and Technology	KR	87.0
17	Carnegie Mellon University	US	86.7
18	University of Toronto	CA	85.8
19	University of California, Los Angeles (UCLA)	US	85.7
20=	Politecnico di Milano	IT	85.3
20=	The Hong Kong University of Science and Technology (HKUST)	HK	85.3
20=	The University of Tokyo	JP	85.3
23	Shanghai Jiao Tong University	CN	85.0
24	Peking University	CN	84.7
25	University of Texas at Austin	US	84.4
26	University of Illinois at Urbana-Champaign	US	84.1
27=	Seoul National University (SNU)	KR	83.9
27=	Zhejiang University	CN	83.9
29	Technische Universität München	DE	83.7
30	Princeton University	US	83.6
31	KTH, Royal Institute of Technology	SE	83.5
32	University of British Columbia	CA	83.3
33	University of Michigan-Ann Arbor	US	83.2
34=	Purdue University	US	82.6
34=	Tokyo Institute of Technology	JP	82.6
36=	Cornell University	US	81.9
36=	The University of New South Wales (UNSW)	AU	81.9
38	University of Waterloo	CA	81.2
39	Politecnico di Torino	IT	81.0
40=	McGill University	CA	80.6
40=	National Taiwan University (NTU)	TW	80.6
40=	University of Hong Kong (HKU)	HK	80.6
43=	Fudan University	CN	80.5
43=	Rheinisch-Westfälische Technische Hochschule Aachen	DE	80.5
43=	The University of Manchester	GB	80.5
43=	Yale University	US	80.5
47	Columbia University	US	80.2
48	UCL (University College London)	GB	80.1
49	Indian Institute of Technology Bombay (IITB)	IN	79.9
50=	Eindhoven University of Technology	NL	79.8
50=	The University of Melbourne	AU	79.8

Computer Science & Information Systems

2021 Rank	Institution	Location	Overall
1	Massachusetts Institute of Technology (MIT)	US	93.7
2	Stanford University	US	93.1
3	Carnegie Mellon University	US	93
4	National University of Singapore (NUS)	SG	90.3
5	University of California, Berkeley (UCB)	US	89.5
6	University of Oxford	GB	89.1
7	Harvard University	US	88.2
8	University of Cambridge	GB	88
9	Ecole Polytechnique Fédérale de Lausanne (EPFL)	CH	86.2
10	ETH Zurich (Swiss Federal Institute of Technology)	CH	85.6
11	University of Toronto	CA	85.1
12	Nanyang Technological University (NTU)	SG	84.8
13	Tsinghua University	CN	83.9
14	Princeton University	US	83.7
15	University of Washington	US	83.5
16	Imperial College London	GB	82.7
17	University of California, Los Angeles (UCLA)	US	82.5
18	Columbia University	US	82.1
19	Cornell University	US	81.3
20	Peking University	CN	81.2
21	New York University (NYU)	US	81.1
22	California Institute of Technology (Caltech)	US	80.1
23=	UCL (University College London)	GB	79.7
23=	University of Waterloo	CA	79.7
25	University of British Columbia	CA	79.6
26	University of Edinburgh	GB	79.1
27	The University of Tokyo	JP	78.8
28	University of Texas at Austin	US	78.6
29	Shanghai Jiao Tong University	CN	78.5
30	The Hong Kong University of Science and Technology (HKUST)	HK	78.4
31	The Chinese University of Hong Kong (CUHK)	HK	78.1
32	KAIST - Korea Advanced Institute of Science and Technology	KR	77.5
33=	University of Illinois at Urbana-Champaign	US	77.4
33=	University of Pennsylvania	US	77.4
35=	Technische Universität München	DE	76.7
35=	Université PSL (Paris Sciences & Lettres)	FR	76.7
35=	Yale University	US	76.7
38	Georgia Institute of Technology (Georgia Tech)	US	76.6
39	The University of Melbourne	AU	76.3
40	University of Amsterdam	NL	76.2
41	Seoul National University (SNU)	KR	76
42	KTH, Royal Institute of Technology	SE	75.9
43	University of Hong Kong (HKU)	HK	75.6
44=	Fudan University	CN	75.4
44=	Politecnico di Milano	IT	75.4
46	University of Michigan-Ann Arbor	US	75.3
47=	University of Chicago	US	75.1
47=	Zhejiang University	CN	75.1
49	McGill University	CA	74.9
50	The University of Sydney	AU	74.5

Engineering - Chemical

2021 Rank	Institution	Location	Overall
1	Massachusetts Institute of Technology (MIT)	US	98.5
2	Stanford University	US	95.9
3	National University of Singapore (NUS)	SG	93.7
4	University of California, Berkeley (UCB)	US	93.2
5	University of Cambridge	GB	92.6
6	Nanyang Technological University (NTU)	SG	91.2
7	ETH Zurich (Swiss Federal Institute of Technology)	CH	90.3
8	University of Oxford	GB	89.5
9	California Institute of Technology (Caltech)	US	89.3
10	Imperial College London	GB	88.3
11	Tsinghua University	CN	87.8
12	Ecole Polytechnique Fédérale de Lausanne (EPFL)	CH	86.7
13	The University of Tokyo	JP	85.5
14	Delft University of Technology	NL	85.2
15	Princeton University	US	83.8
16	Kyoto University	JP	83.7
17	University of Wisconsin-Madison	US	83.4
18	Peking University	CN	82.8
19	Georgia Institute of Technology (Georgia Tech)	US	82.7
20	University of Minnesota Twin Cities	US	82.5
21	Yale University	US	82.3
22	University of Texas at Austin	US	82
23	KAIST - Korea Advanced Institute of Science and Technology	KR	81.7
24=	UCL (University College London)	GB	81.3
24=	University of California, Los Angeles (UCLA)	US	81.3
26	University of Toronto	CA	81.2
27	Northwestern University	US	81.1
28	The University of Manchester	GB	80.9
29	Seoul National University (SNU)	KR	80.7
30	Zhejiang University	CN	79.8
31	Monash University	AU	78.9
32	The Hong Kong University of Science and Technology (HKUST)	HK	78.1
33	Tokyo Institute of Technology	JP	78
34	Cornell University	US	77.4
35	Eindhoven University of Technology	NL	77.3
36	University of Michigan-Ann Arbor	US	77.1
37	Politecnico di Milano	IT	77
38	Rheinisch-Westfälische Technische Hochschule Aachen	DE	76.9
39	Technical University of Denmark	DK	76.6
40=	Purdue University	US	76.2
40=	Technische Universität Berlin	DE	76.2
42	University of Pennsylvania	US	76.1
43=	Katholieke Universiteit Leuven	BE	75.8
43=	Sungkyunkwan University	KR	75.8
45	The University of Queensland (UQ)	AU	75.7
46	Pennsylvania State University	US	75.5
47	McGill University	CA	75.4
48	KIT, Karlsruher Institut für Technologie	DE	75.3
49	The University of Melbourne	AU	75.2
50	The University of New South Wales (UNSW)	AU	75

Engineering - Civil & Structural

2021 Rank	Institution	Location	Overall
1	Massachusetts Institute of Technology (MIT)	US	96.2
2	National University of Singapore (NUS)	SG	95
3	Delft University of Technology	NL	93.2
4	University of California, Berkeley (UCB)	US	92.7
5	University of Cambridge	GB	92.1
6	Imperial College London	GB	91.9
7=	Nanyang Technological University (NTU)	SG	90.5
7=	Tsinghua University	CN	90.5
9	ETH Zurich (Swiss Federal Institute of Technology)	CH	90.3
10=	Ecole Polytechnique Fédérale de Lausanne (EPFL)	CH	89.2
10=	Stanford University	US	89.2
12	The University of New South Wales (UNSW)	AU	88.2
13	Politecnico di Milano	IT	88.1
14	The University of Sydney	AU	86.1
15	Georgia Institute of Technology (Georgia Tech)	US	85.3
16=	The Hong Kong University of Science and Technology (HKUST)	HK	84.7
16=	The University of Tokyo	JP	84.7
16=	University of Oxford	GB	84.7
19	University of Hong Kong (HKU)	HK	84.5
20	University of Texas at Austin	US	84.1
21	The Hong Kong Polytechnic University	HK	83.9
22	University of Illinois at Urbana-Champaign	US	83.5
23=	Monash University	AU	82.4
23=	Tongji University	CN	82.4
25=	Purdue University	US	82.2
25=	Shanghai Jiao Tong University	CN	82.2
25=	University of British Columbia	CA	82.2
28	The University of Melbourne	AU	81.7
29	Universitat Politècnica de Catalunya	ES	81.6
30	The University of Queensland (UQ)	AU	81.5
31	Tokyo Institute of Technology	JP	81.4
32	Pontificia Universidad Católica de Chile	CL	81
33	Politecnico di Torino	IT	80.7
34	University of Toronto	CA	80.3
35=	Universidad Politécnica de Madrid	ES	80.2
35=	University of Michigan-Ann Arbor	US	80.2
37	KAIST - Korea Advanced Institute of Science and Technology	KR	79.9
38	KTH, Royal Institute of Technology	SE	79.4
39=	Katholieke Universiteit Leuven	BE	78.9
39=	Universidade de São Paulo (USP)	BR	78.9
41=	Kyoto University	JP	78.8
41=	Zhejiang University	CN	78.8
43	McGill University	CA	78.7
44=	National Taiwan University (NTU)	TW	78.6
44=	Technical University of Denmark	DK	78.6
44=	University of Leeds	GB	78.6
47	The University of Western Australia (UWA)	AU	78.5
48	The University of Manchester	GB	78.4
49=	The University of Auckland	NZ	78.3
49=	University of California, Los Angeles (UCLA)	US	78.3



Engineering - Electrical & Electronic

2021 Rank	Institution	Location	Overall
1	Massachusetts Institute of Technology (MIT)	US	96.5
2	Stanford University	US	93.7
3	University of California, Berkeley (UCB)	US	90.5
4	Nanyang Technological University (NTU)	SG	90.3
5	National University of Singapore (NUS)	SG	90.1
6	University of Cambridge	GB	89.5
7=	ETH Zurich (Swiss Federal Institute of Technology)	CH	88.6
7=	University of Oxford	GB	88.6
9	Imperial College London	GB	88.3
10	Ecole Polytechnique Fédérale de Lausanne (EPFL)	CH	88.2
11	Harvard University	US	88.1
12	Tsinghua University	CN	87.5
13	California Institute of Technology (Caltech)	US	84.9
14	Georgia Institute of Technology (Georgia Tech)	US	84.2
15	University of California, Los Angeles (UCLA)	US	84.1
16	Delft University of Technology	NL	82.6
17	Technische Universität München	DE	81.9
18	KTH, Royal Institute of Technology	SE	81.7
19	KAIST - Korea Advanced Institute of Science and Technology	KR	81.5
20	The Hong Kong University of Science and Technology (HKUST)	HK	81.1
21	Carnegie Mellon University	US	80.9
22=	Politecnico di Milano	IT	80.4
22=	The University of Tokyo	JP	80.4
24	University of Toronto	CA	80.3
25=	Shanghai Jiao Tong University	CN	80
25=	University of Michigan-Ann Arbor	US	80
27	University of Illinois at Urbana-Champaign	US	79.8
28	Peking University	CN	79.5
29	University of Texas at Austin	US	79.4
30=	Princeton University	US	78.8
30=	Seoul National University (SNU)	KR	78.8
32	Tokyo Institute of Technology	JP	78.3
33	The University of New South Wales (UNSW)	AU	78.1
34	University of British Columbia	CA	77.7
35	Rheinisch-Westfälische Technische Hochschule Aachen	DE	77.4
36	University of Hong Kong (HKU)	HK	77.2
37	The University of Manchester	GB	77.1
38	Katholieke Universiteit Leuven	BE	76.9
39	Zhejiang University	CN	76.7
40	Aalborg University	DK	76.5
41=	Purdue University	US	76.3
41=	University of California, San Diego (UCSD)	US	76.3
43	Universiti Malaya (UM)	MY	76.2
44	Cornell University	US	76.1
45	Politecnico di Torino	IT	75.7
46=	The University of Melbourne	AU	75.6
46=	Universitat Politècnica de Catalunya	ES	75.6
48	University of Waterloo	CA	75.5
49=	Columbia University	US	75
49=	UCL (University College London)	GB	75

Engineering - Mechanical, Aeronautical & Manufacturing

2021 Rank	Institution	Location	Overall
1	Massachusetts Institute of Technology (MIT)	US	97.8
2	Stanford University	US	95.1
3	University of Cambridge	GB	91.8
4	Harvard University	US	90.8
5	Nanyang Technological University (NTU)	SG	89.6
6	University of California, Berkeley (UCB)	US	89.4
7	Delft University of Technology	NL	88.9
8	Imperial College London	GB	87.3
9	National University of Singapore (NUS)	SG	87.2
10	University of Oxford	GB	87
11	Tsinghua University	CN	86.3
12	University of Michigan-Ann Arbor	US	86.2
13	ETH Zurich (Swiss Federal Institute of Technology)	CH	86.1
14	Georgia Institute of Technology (Georgia Tech)	US	85.7
15	Politecnico di Milano	IT	85.1
16	Ecole Polytechnique Fédérale de Lausanne (EPFL)	CH	83.5
17	California Institute of Technology (Caltech)	US	83.4
18	Rheinisch-Westfälische Technische Hochschule Aachen	DE	82.6
19	Shanghai Jiao Tong University	CN	82.4
20	Purdue University	US	82.3
21	The University of Tokyo	JP	81.9
22	KAIST - Korea Advanced Institute of Science and Technology	KR	79.9
23	Technische Universität München	DE	79.2
24	Peking University	CN	78.8
25	KTH, Royal Institute of Technology	SE	78.5
26	Seoul National University (SNU)	KR	78.2
27	Katholieke Universiteit Leuven	BE	78
28	The Hong Kong University of Science and Technology (HKUST)	HK	77.6
29	The University of Manchester	GB	77.5
30	Politecnico di Torino	IT	76.8
31	Tokyo Institute of Technology	JP	76.7
32	University of California, Los Angeles (UCLA)	US	76.2
33	Northwestern University	US	75.9
34	McGill University	CA	75.5
35	Zhejiang University	CN	75.2
36	KIT, Karlsruher Institut für Technologie	DE	75
37=	Ecole Polytechnique	FR	74.9
37=	Eindhoven University of Technology	NL	74.9
37=	Pennsylvania State University	US	74.9
37=	Princeton University	US	74.9
37=	University of Texas at Austin	US	74.9
42=	Technical University of Denmark	DK	74.8
42=	University of Toronto	CA	74.8
42=	Xi'an Jiaotong University	CN	74.8
45=	Cornell University	US	74.7
45=	Cranfield University	GB	74.7
47	Universität Stuttgart	DE	74.3
48	University of Illinois at Urbana-Champaign	US	74
49	Kyoto University	JP	73.8
50	Chalmers University of Technology	SE	73.5

Engineering - Mineral & Mining

2021 Rank	Institution	Location	Overall
1	Colorado School of Mines	US	95.5
2	Curtin University	AU	87.3
3	The University of Queensland (UQ)	AU	81.8
4	McGill University	CA	80.5
5	The University of New South Wales (UNSW)	AU	80.4
6	The University of Western Australia (UWA)	AU	77.8
7	Queen's University	CA	75.9
8	Camborne School of Mines   University of Exeter	GB	75.4
9	University of British Columbia	CA	74.9
10	Pennsylvania State University	US	74.8
11	University of Alberta	CA	74.6
12	Saint-Petersburg Mining University	RU	74
13	University of The Witwatersrand	ZA	73.9
14	Universidad de Chile	CL	73.8
15	Monash University	AU	73.6
16	King Fahd University of Petroleum & Minerals (KFUPM)	SA	73.5
17	Technische Universität Bergakademie Freiberg	DE	73.1
18	The University of Melbourne	AU	72.9
19	China University of Mining and Technology	CN	72.2
20	Delft University of Technology	NL	71.7
21	Rheinisch-Westfälische Technische Hochschule Aachen	DE	71.1
22	University of Arizona	US	70.9
23	University of Newcastle	AU	70.7
24=	The University of Adelaide	AU	70.2
24=	Université PSL (Paris Sciences & Lettres)	FR	70.2
26	Virginia Polytechnic Institute (Virginia Tech)	US	69.7
27	University of Toronto	CA	69.4
28	University of Wollongong	AU	68.8
29	Kyushu University	JP	68.1
30	Universidad Nacional Autónoma de México (UNAM)	MX	68
31	University of Colorado at Boulder	US	67.4
32	Wuhan University	CN	67.2
33	Nanjing University	CN	66.8
34	Universidade de São Paulo (USP)	BR	66.7
35	University of Utah	US	65.9
36	Middle East Technical University	TR	65.5
37	Politecnico di Torino	IT	65.4
38	Universidad Politécnica de Madrid	ES	65.1
39	Ruhr-Universität Bochum	DE	64.9
40	Waseda University	JP	64.8
41	Indian Institute of Technology Bombay (IITB)	IN	64.6
42=	Istanbul Technical University	TR	64.3
42=	National University of Science and Technology "MISIS"	RU	64.3
44	Indian Institute of Technology Kharagpur (IITKGP)	IN	64
45	Laval University	CA	63.7
46	University of Illinois at Urbana-Champaign	US	63.4
47	Universiti Teknologi Petronas (Petronas)	MY	63.3
48=	Missouri University of Science and Technology	US	63.2
48=	University of Pretoria	ZA	63.2
50	Universidad de Concepción	CL	62.9

Petroleum Engineering

2021 Rank	Institution	Location	Overall
1	National University of Singapore (NUS)	SG	99.8
2	University of Texas at Austin	US	93.9
3	Technical University of Denmark	DK	90.2
4	Stanford University	US	89.3
5	Texas A&M University	US	86.4
6	Imperial College London	GB	84.6
7	King Fahd University of Petroleum & Minerals (KFUPM)	SA	84.2
8	University of Strathclyde	GB	82
9	University of Alberta	CA	81.6
10	Heriot-Watt University	GB	79.4
11=	Middle East Technical University	TR	79.3
11=	The University of Adelaide	AU	79.3
13	Delft University of Technology	NL	78.8
14	The University of Manchester	GB	77.3
15	Politecnico di Torino	IT	76.9
16	University of Surrey	GB	76.8
17	Sharif University of Technology	IR	76.2
18	The University of New South Wales (UNSW)	AU	76
19	Colorado School of Mines	US	75.8
20	KTH, Royal Institute of Technology	SE	75.2
21	Khalifa University	AE	75.1
22	Aalborg University	DK	74.9
23=	Tomsk Polytechnic University	RU	74.5
23=	Universiti Teknologi Petronas (Petronas)	MY	74.5
25	Pennsylvania State University	US	72.4
26	University of Tehran	IR	72
27	The University of Queensland (UQ)	AU	70.6
28	Universidade Estadual de Campinas (Unicamp)	BR	70.5
29	Universidade de São Paulo (USP)	BR	70.2
30	Indian Institute of Technology Madras (IITM)	IN	70
31	University of Southern California	US	69.2
32=	Amirkabir University of Technology	IR	68.9
32=	Lomonosov Moscow State University	RU	68.9
34	King Abdullah University of Science & Technology (KAUST)	SA	68.7
35	China University of Petroleum	CN	68.5
36=	Istanbul Technical University	TR	68.4
36=	University of Leeds	GB	68.4
38=	Norwegian University of Science and Technology	NO	68.2
38=	Universidad Nacional Autónoma de México (UNAM)	MX	68.2
40	University of Oklahoma	US	68.1
41	Universiti Teknologi Malaysia (UTM)	MY	67.4
42	Universidad Industrial de Santander	CO	66.6
43	Texas Tech University	US	66.2
44=	Curtin University	AU	65.9
44=	Universidad de Buenos Aires	AR	65.9
46	University of Calgary	CA	65.5
47	University of Lisbon	PT	65.4
48	Bogaziçi Üniversitesi	TR	64.9
49	Cairo University	EG	64.8
50=	Universidad Nacional de Colombia	CO	64.2
50=	University College Dublin (UCD)	IE	64.2



# made in UiTM made for the world

UiTM solar power plant was set up to promote green technology that contributes to the socio-economic and sustainable development. As the first higher learning institution in Malaysia to own and commercially operate a 50MW photovoltaic plant, Universiti Teknologi MARA (UiTM) is committed to combatting climate change and the rise of global temperatures. This plant is expected to reduce carbon dioxide emissions by 56K per year. With over 180,000 solar panels, it can generate over 80K MWh of clean energy per annum and power more than 22,000 homes.

**these are the global goals** / rewrite the possibilities,  
repurpose our creations.



Faculty | Life Sciences & Medicine

2021 Rank	Institution	Location	Overall
1	Harvard University	US	98.6
2	University of Oxford	GB	94.7
3	Stanford University	US	94.4
4	University of Cambridge	GB	93.5
5	Johns Hopkins University	US	93.3
6	Massachusetts Institute of Technology (MIT)	US	92.9
7	University of California, San Francisco (UCSF)	US	91.1
8=	Karolinska Institute	SE	90.5
8=	University of California, Los Angeles (UCLA)	US	90.5
10	UCL (University College London)	GB	90.2
11	Yale University	US	89.8
12	Imperial College London	GB	89.6
13	University of Toronto	CA	89.1
14	University of Pennsylvania	US	87.5
15	University of Washington	US	87.2
16=	Columbia University	US	86.8
16=	Duke University	US	86.8
16=	University of California, San Diego (UCSD)	US	86.8
19	University of Copenhagen	DK	86.1
20=	Cornell University	US	86.0
20=	University of California, Berkeley (UCB)	US	86.0
22	The University of Sydney	AU	85.9
23	King's College London (KCL)	GB	85.7
24	University of Edinburgh	GB	85.6
25	The University of Melbourne	AU	85.2
26	University of Michigan-Ann Arbor	US	85.0
27	National University of Singapore (NUS)	SG	84.7
28	Seoul National University (SNU)	KR	84.4
29	University of British Columbia	CA	83.8
30	Washington University in St. Louis	US	83.5
31	McGill University	CA	83.3
32	University of North Carolina, Chapel Hill	US	83.2
33	The University of Tokyo	JP	82.9
34	Ruprecht-Karls-Universität Heidelberg	DE	82.8
35	Monash University	AU	82.0
36=	New York University (NYU)	US	81.9
36=	University of Amsterdam	NL	81.9
38=	The University of Queensland (UQ)	AU	81.6
38=	University of Chicago	US	81.6
40=	Ludwig-Maximilians-Universität München	DE	81.0
40=	Utrecht University	NL	81.0
42=	The University of Manchester	GB	80.9
42=	University of Zurich	CH	80.9
44	London School of Hygiene & Tropical Medicine	GB	80.8
45	Boston University	US	80.7
46=	Sorbonne University	FR	80.6
46=	University of California, Davis (UCD)	US	80.6
48	University of Pittsburgh	US	80.4
49=	Erasmus University Rotterdam	NL	80.3
49=	University of Glasgow	GB	80.3

Agriculture & Forestry

2021 Rank	Institution	Location	Overall
1	Wageningen University	NL	98.8
2	University of California, Davis (UCD)	US	93.8
3	Swedish University of Agricultural Sciences	SE	90
4	Agro, ParisTech	FR	86.5
5	Cornell University	US	86
6	ETH Zurich (Swiss Federal Institute of Technology)	CH	84.9
7	China Agricultural University	CN	84.8
8	University of Wisconsin-Madison	US	84.4
9	University of California, Berkeley (UCB)	US	83.1
10	Michigan State University	US	83
11	University of Ghent	BE	82.8
12	University of Reading	GB	82
13	University of Copenhagen	DK	81.5
14	Iowa State University	US	81.4
15	Purdue University	US	81.3
16	Texas A&M University	US	80.8
17	University of British Columbia	CA	80.5
18	Universität Hohenheim	DE	79.3
19=	Norwegian University of Life Sciences (UMB)	NO	79.2
19=	Oregon State University	US	79.2
21	University of Guelph	CA	79.1
22	The University of Tokyo	JP	78.6
23	Nanjing Agricultural University	CN	78.1
24	Pennsylvania State University	US	77.8
25	University of Florida	US	77.7
26=	Georg-August-Universität Göttingen	DE	77.4
26=	The University of Queensland (UQ)	AU	77.4
28	Aarhus University	DK	77.2
29	University of Illinois at Urbana-Champaign	US	76.9
30	Universität für Bodenkultur Wien	AT	76.8
31	Ohio State University	US	76.5
32	Technische Universität München	DE	76.2
33	North Carolina State University	US	76
34	Massey University	NZ	75.7
35	University of Massachusetts, Amherst	US	75.5
36	University of Minnesota Twin Cities	US	75.1
37=	The University of Georgia	US	74.9
37=	Zhejiang University	CN	74.9
39	Australian National University (ANU)	AU	74.3
40=	Kansas State University	US	74.2
40=	South China Agricultural University	CN	74.2
42	Seoul National University (SNU)	KR	74.1
43	Kyoto University	JP	73.9
44=	Università di Bologna (UNIBO)	IT	73.7
44=	Washington State University	US	73.7
46=	Colorado State University	US	73.6
46=	Universidade de São Paulo (USP)	BR	73.6
48	University of Helsinki	FI	73.4
49=	Universidade Estadual de Campinas (Unicamp)	BR	73.1
49=	University of Edinburgh	GB	73.1

Anatomy & Physiology

2021 Rank	Institution	Location	Overall
1	University of Oxford	GB	96
2	University of Cambridge	GB	95.8
3	Stanford University	US	94.7
4	Columbia University	US	93.7
5	Johns Hopkins University	US	92.3
6	University of Toronto	CA	91.9
7	UCL (University College London)	GB	91.7
8	Duke University	US	91.2
9	University of California, Los Angeles (UCLA)	US	91.1
10	McGill University	CA	89.3
11	Washington University in St. Louis	US	88.6
12	Imperial College London	GB	88.4
13=	University of California, San Francisco (UCSF)	US	88.1
13=	University of Pennsylvania	US	88.1
15	The University of Melbourne	AU	87.9
16	University of California, San Diego (UCSD)	US	87.3
17	University of British Columbia	CA	87.1
18=	University of Copenhagen	DK	86.5
18=	University of Michigan-Ann Arbor	US	86.5
20	The University of Tokyo	JP	86.3
21=	National University of Singapore (NUS)	SG	85.9
21=	University of Washington	US	85.9
23	University of Zurich	CH	85.2
24=	King's College London (KCL)	GB	85.1
24=	University of Edinburgh	GB	85.1
26=	Pennsylvania State University	US	84.8
26=	The University of Western Australia (UWA)	AU	84.8
28	The University of Sydney	AU	84.7
29	The University of Queensland (UQ)	AU	84.4
30	ETH Zurich (Swiss Federal Institute of Technology)	CH	84
31	Northwestern University	US	83.9
32	Peking University	CN	83.7
33	University of Bristol	GB	83.4
34	University of Alberta	CA	83.3
35	Universitat de Barcelona (UB)	ES	83
36	Kyoto University	JP	82.8
37=	McMaster University	CA	82.7
37=	Monash University	AU	82.7
39	The University of Texas Southwestern Medical Center at Dallas	US	82.5
40	University of Otago	NZ	81.9
41	Vanderbilt University	US	81.6
42=	Case Western Reserve University	US	81.4
42=	Fudan University	CN	81.4
42=	University of Basel	CH	81.4
45	University of Wisconsin-Madison	US	81.3
46	University of Florida	US	81.2
47=	Australian National University (ANU)	AU	80.9
47=	Ludwig-Maximilians-Universität München	DE	80.9
49	University of Geneva	CH	80.8
50	The University of New South Wales (UNSW)	AU	80.5

Biological Sciences

2021 Rank	Institution	Location	Overall
1	Harvard University	US	99.2
2	Massachusetts Institute of Technology (MIT)	US	96.4
3	University of Cambridge	GB	95.6
4	Stanford University	US	95.1
5	University of Oxford	GB	94.1
6	University of California, Berkeley (UCB)	US	90.9
7	ETH Zurich (Swiss Federal Institute of Technology)	CH	90.5
8	Yale University	US	89.4
9	University of California, Los Angeles (UCLA)	US	88.7
10	University of California, San Diego (UCSD)	US	88.2
11	California Institute of Technology (Caltech)	US	87.9
12	Cornell University	US	87.5
13=	Imperial College London	GB	87.4
13=	University of California, San Francisco (UCSF)	US	87.4
15	UCL (University College London)	GB	87.2
16	University of Toronto	CA	87.1
17	National University of Singapore (NUS)	SG	86.8
18	The University of Tokyo	JP	86.2
19	Columbia University	US	86
20	University of Edinburgh	GB	85.6
21=	Princeton University	US	85.2
21=	University of Copenhagen	DK	85.2
23	University of Pennsylvania	US	85
24	Johns Hopkins University	US	84.8
25	Ecole Polytechnique Fédérale de Lausanne (EPFL)	CH	84.3
26=	Kyoto University	JP	83.7
26=	Ludwig-Maximilians-Universität München	DE	83.7
26=	Tsinghua University	CN	83.7
29=	University of Chicago	US	83.4
29=	University of Michigan-Ann Arbor	US	83.4
31	Peking University	CN	83
32	Karolinska Institute	SE	82.7
33=	Nanyang Technological University (NTU)	SG	82.5
33=	University of British Columbia	CA	82.5
33=	University of Washington	US	82.5
36	McGill University	CA	82.4
37=	Rockefeller University	US	82.1
37=	Sorbonne University	FR	82.1
39=	Ruprecht-Karls-Universität Heidelberg	DE	81.8
39=	Seoul National University (SNU)	KR	81.8
41	Duke University	US	81.6
42	Wageningen University	NL	81.3
43	The University of Melbourne	AU	81
44	New York University (NYU)	US	80.9
45=	University of California, Davis (UCD)	US	80.6
45=	Washington University in St. Louis	US	80.6
47	Uppsala University	SE	80.3
48	Technische Universität München	DE	79.8
49	University of Zurich	CH	79.6
50	The University of Queensland (UQ)	AU	79.4

Dentistry

2021 Rank	Institution	Location	Overall
1	University of Gothenburg	SE	88.1
2	University of Michigan-Ann Arbor	US	87.5
3*	Academic Centre for Dentistry Amsterdam (ACTA)	NL	86.5
3*	University of Hong Kong (HKU)	HK	86.5
5*	King's College London (KCL)	GB	85.8
5*	Tokyo Medical and Dental University	JP	85.8
7	University of California, San Francisco (UCSF)	US	84.2
8	Harvard University	US	83.8
9	University of Bern	CH	83.4
10	Karolinska Institute	SE	82.8
11	University of Zurich	CH	82.6
12	UCL (University College London)	GB	79.4
13	Universidade de São Paulo (USP)	BR	79.3
14	Queen Mary University of London (QMUL)	GB	78.6
15	University of Washington	US	78
16	University of Pennsylvania	US	77.9
17	New York University (NYU)	US	77.8
18	Universidad Complutense de Madrid (UCM)	ES	77.6
19	Katholieke Universiteit Leuven	BE	77.5
20	University of Birmingham	GB	77
21	University of North Carolina, Chapel Hill	US	76.1
22*	Universidade Estadual Paulista "Júlio de Mesquita Filho"	BR	75.6
22*	University of Iowa	US	75.6
24	Malmö University	SE	75.5
25	University of California, Los Angeles (UCLA)	US	75.2
26	Universidade Estadual de Campinas (Unicamp)	BR	75.1
27	Wuhan University	CN	74.5
28	University of Minnesota Twin Cities	US	73.3
29	University of Geneva	CH	73.2
30	University of Copenhagen	DK	72.7
31	The University of Manchester	GB	72.3
32*	Boston University	US	72.2
32*	Peking University	CN	72.2
34	The University of Adelaide	AU	72
35	Aarhus University	DK	71.9
36	University of British Columbia	CA	71.7
37	Seoul National University (SNU)	KR	71.2
37	The University of Melbourne	AU	71.2
38	University of Toronto	CA	70.9
39*	Ludwig-Maximilians-Universität München	DE	70.8
39*	Università di Bologna (UNIBO)	IT	70.8
41*	Columbia University	US	70.2
41*	Radboud University Nijmegen	NL	70.2
43	University of Otago	NZ	70.1
44	Sichuan University	CN	70
45*	Universität Freiburg	DE	69.7
45*	University of Oslo	NO	69.7
47	University at Buffalo SUNY	US	69.5
48	University of Helsinki	FI	69.4
49	Newcastle University	GB	68.8
50*	Tufts University	US	68.4
50*	University of Groningen	NL	68.4

Medicine

2021 Rank	Institution	Location	Overall
1	Harvard University	US	98.9
2	University of Oxford	GB	96.4
3	Stanford University	US	94.8
4	University of Cambridge	GB	94.1
5	Johns Hopkins University	US	93.2
6	Karolinska Institute	SE	92.3
7	University of California, Los Angeles (UCLA)	US	92.2
8	Yale University	US	91.4
9	UCL (University College London)	GB	91.3
10	Imperial College London	GB	90.8
11	Massachusetts Institute of Technology (MIT)	US	90.7
12	University of California, San Francisco (UCSF)	US	90.6
13	Columbia University	US	90.2
14	University of Toronto	CA	89.7
15	University of Pennsylvania	US	89.4
16	Duke University	US	89
17	King's College London (KCL)	GB	87.6
18	The University of Melbourne	AU	87.3
19	The University of Sydney	AU	87
20	University of Washington	US	86.6
21	University of Edinburgh	GB	86.4
22	University of Michigan-Ann Arbor	US	86.3
23	London School of Hygiene & Tropical Medicine	GB	86.2
24	National University of Singapore (NUS)	SG	86
25	McGill University	CA	85.5
26	University of California, San Diego (UCSD)	US	85.2
27	University of Chicago	US	85
28	Seoul National University (SNU)	KR	84.5
29	The University of Tokyo	JP	84.4
30	Ruprecht-Karls-Universität Heidelberg	DE	84.2
31	University of British Columbia	CA	84.1
32	University of Amsterdam	NL	84
33*	Cornell University	US	83.9
33*	New York University (NYU)	US	83.9
35	Erasmus University Rotterdam	NL	83.5
36*	Monash University	AU	83.3
36*	Washington University in St. Louis	US	83.3
38	The University of Manchester	GB	83.2
39	University of Hong Kong (HKU)	HK	82.7
40	The Chinese University of Hong Kong (CUHK)	HK	82.6
41*	McMaster University	CA	82.2
41*	University of Copenhagen	DK	82.2
43	Ludwig-Maximilians-Universität München	DE	82.1
44	Sorbonne University	FR	82
45	The University of New South Wales (UNSW)	AU	81.9
46	University of Pittsburgh	US	81.7
47*	Baylor College of Medicine	US	81.5
47*	University of Glasgow	GB	81.5
49*	Emory University	US	81.3
49*	National Taiwan University (NTU)	TW	81.3

Nursing

2021 Rank	Institution	Location	Overall
1	University of Pennsylvania	US	95.5
2	King's College London (KCL)	GB	94.4
3	Johns Hopkins University	US	93.5
4	University of Washington	US	93.2
5	The University of Manchester	GB	92.3
6	University of California, San Francisco (UCSF)	US	91.4
7	Yale University	US	91.2
8	University of North Carolina, Chapel Hill	US	91.1
9	University of Southampton	GB	90.8
10	Duke University	US	90.7
11	University of Technology Sydney (UTS)	AU	89.8
12	University of Toronto	CA	89.3
13	The University of Sydney	AU	88.9
14	University of Alberta	CA	88.7
15=	McMaster University	CA	88.5
15=	Monash University	AU	88.5
17	University of Michigan-Ann Arbor	US	88.3
18=	Columbia University	US	87.9
18=	Emory University	US	87.9
20	Karolinska Institute	SE	87.4
21	University of Pittsburgh	US	87.3
22	The Chinese University of Hong Kong (CUHK)	HK	87
23	National University of Singapore (NUS)	SG	86.4
24	New York University (NYU)	US	86.2
25	Griffith University	AU	86
26	University of Edinburgh	GB	85.9
27=	University of British Columbia	CA	85.8
27=	University of California, Los Angeles (UCLA)	US	85.8
29	University of Turku	FI	85.7
30	Deakin University	AU	85.6
31	Queensland University of Technology (QUT)	AU	85.1
32	McGill University	CA	84.2
33	The University of Melbourne	AU	84.1
34	Ohio State University	US	83.7
35	The University of Auckland	NZ	83.6
36	University of Newcastle	AU	83.5
37	The University of Nottingham	GB	83.3
38=	Seoul National University (SNU)	KR	82.8
38=	The University of Queensland (UQ)	AU	82.8
38=	University of Hong Kong (HKU)	HK	82.8
41	Ulster University	GB	82.7
42	Australian Catholic University	AU	82.2
43=	Pennsylvania State University	US	82.1
43=	The Hong Kong Polytechnic University	HK	82.1
43=	University of Illinois, Chicago (UIC)	US	82.1
46	Trinity College Dublin (TCD)	IE	81.9
47=	Lund University	SE	81.7
47=	Vanderbilt University	US	81.7
49	University College Cork (UCC)	IE	81.5
50=	University of Calgary	CA	81.1
50=	University of Leeds	GB	81.1

Pharmacy & Pharmacology

2021 Rank	Institution	Location	Overall
1	University of Oxford	GB	93.7
2	Monash University	AU	93.4
3	Harvard University	US	92.8
4	University of Cambridge	GB	90.5
5	The University of Nottingham	GB	89.8
6	University of North Carolina, Chapel Hill	US	88.7
7	UCL (University College London)	GB	88.6
8	University of California, San Francisco (UCSF)	US	88.5
9	Johns Hopkins University	US	88.3
10	University of Toronto	CA	87
11	Leiden University	NL	86.1
12	National University of Singapore (NUS)	SG	86
13	The University of Sydney	AU	85.8
14	The University of Manchester	GB	85.4
15=	The University of Tokyo	JP	84.2
15=	University of Copenhagen	DK	84.2
17=	Karolinska Institute	SE	84.1
17=	Yale University	US	84.1
19	King's College London (KCL)	GB	83.9
20	University of California, San Diego (UCSD)	US	83.5
21=	ETH Zurich (Swiss Federal Institute of Technology)	CH	83.3
21=	Seoul National University (SNU)	KR	83.3
23=	University of Michigan-Ann Arbor	US	83
23=	University of Washington	US	83
25	McGill University	CA	82.9
26=	Imperial College London	GB	82.6
26=	University of British Columbia	CA	82.6
28	The University of Auckland	NZ	82.4
29	Peking University	CN	82.3
30	Purdue University	US	81.9
31	The University of Queensland (UQ)	AU	81.4
32	Utrecht University	NL	81.1
33=	Duke University	US	81
33=	University of Edinburgh	GB	81
33=	University of Geneva	CH	81
36	University of Minnesota Twin Cities	US	80.7
37=	Trinity College Dublin (TCD)	IE	80.6
37=	Uppsala University	SE	80.6
39	Kyoto University	JP	80.4
40	University of Basel	CH	80.1
41	Katholieke Universiteit Leuven	BE	79.8
42	University of Pennsylvania	US	79.4
43=	Fudan University	CN	79.3
43=	Ludwig-Maximilians-Universität München	DE	79.3
43=	Sungkyunkwan University	KR	79.3
46	King Abdul Aziz University (KAU)	SA	79.2
47=	Columbia University	US	79.1
47=	Universität Frankfurt am Main	DE	79.1
49=	Ruprecht-Karls-Universität Heidelberg	DE	79
49=	Université Catholique de Louvain (UCL)	BE	79

Psychology

2021 Rank	Institution	Location	Overall
1	Harvard University	US	98.6
2	Stanford University	US	96.4
3	University of Oxford	GB	95.5
4	University of Cambridge	GB	94.8
5	University of California, Berkeley (UCB)	US	92.3
6	University of California, Los Angeles (UCLA)	US	91.4
7	Yale University	US	90.9
8	University of Michigan-Ann Arbor	US	89.5
9	Massachusetts Institute of Technology (MIT)	US	89.3
10*	UCL (University College London)	GB	89.2
10*	University of Pennsylvania	US	89.2
12	Columbia University	US	89.1
13	New York University (NYU)	US	88.4
14	University of Chicago	US	88.2
15	University of Amsterdam	NL	87.7
16*	National University of Singapore (NUS)	SG	87.2
16*	University of British Columbia	CA	87.2
18	Princeton University	US	87
19	University of Toronto	CA	86.1
20*	King's College London (KCL)	GB	85.7
20*	The University of Melbourne	AU	85.7
22	Northwestern University	US	85.5
23	Katholieke Universiteit Leuven	BE	85.2
24*	London School of Economics and Political Science (LSE)	GB	85.1
24*	The University of New South Wales (UNSW)	AU	85.1
26	The University of Queensland (UQ)	AU	84.4
27	Nanyang Technological University (NTU)	SG	84.3
28	Duke University	US	83.6
29	McGill University	CA	83.5
30	The University of Sydney	AU	83.4
31	Utrecht University	NL	82.9
32	University of Illinois at Urbana-Champaign	US	82.7
33	University of Edinburgh	GB	82.5
34*	The University of Manchester	GB	81.7
34*	University of Hong Kong (HKU)	HK	81.7
36	University of Texas at Austin	US	81.6
37	Carnegie Mellon University	US	81.5
38	Australian National University (ANU)	AU	81.3
39	Erasmus University Rotterdam	NL	81.2
40	Michigan State University	US	81.1
41*	Humboldt-Universität zu Berlin	DE	81
41*	The University of Western Australia (UWA)	AU	81
43*	Freie Universität Berlin	DE	80.9
43*	University of Groningen	NL	80.9
45	Cornell University	US	80.7
46*	The Chinese University of Hong Kong (CUHK)	HK	80.4
46*	University of Wisconsin-Madison	US	80.4
48*	Ohio State University	US	80.3
48*	University of Zurich	CH	80.3
50	University of California, San Diego (UCSD)	US	80.2

Veterinary Science

2021 Rank	Institution	Location	Overall
1	Royal Veterinary College, University of London	GB	97.3
2	University of California, Davis (UCD)	US	96
3	Utrecht University	NL	93.2
3	University of Edinburgh	GB	92.9
4	Cornell University	US	92.7
5	University of Guelph	CA	91.9
6	Ohio State University	US	90.6
7*	University of Cambridge	GB	90.2
7*	University of Copenhagen	DK	90.2
7*	Vetsuisse Faculty Bern and Zurich	CH	90.2
10	University of Glasgow	GB	89.7
11	Michigan State University	US	89.3
12	University of Ghent	BE	88.6
13	University of Bristol	GB	88.3
14	Colorado State University	US	88.1
15	University of Pennsylvania	US	87.9
16	The University of Sydney	AU	87.5
17	Wageningen University	NL	87
18	The University of Melbourne	AU	86.6
19	Massey University	NZ	86
20	University of Minnesota Twin Cities	US	85.9
21*	University of Liverpool	GB	85.7
21*	University of Wisconsin-Madison	US	85.7
23	University College Dublin (UCD)	IE	85.5
24*	Ludwig-Maximilians-Universität München	DE	85
24*	Universitat Autònoma de Barcelona	ES	85
26	The University of Queensland (UQ)	AU	83.7
27	Iowa State University	US	83.5
28	University of Florida	US	83.4
29*	The University of Georgia	US	83.1
29*	The University of Tokyo	JP	83.1
31*	Freie Universität Berlin	DE	82.6
31*	North Carolina State University	US	82.6
31*	Swedish University of Agricultural Sciences	SE	82.6
31*	University of Veterinary Medicine Vienna	AT	82.6
35	Universidad Complutense de Madrid (UCM)	ES	82.4
36	The University of Nottingham	GB	81.1
37	University of Calgary	CA	80.7
38	University of Helsinki	FI	80.5
39	Università degli Studi di Milano	IT	80.4
40	Universidade de São Paulo (USP)	BR	80.1
42	Université de Montréal	CA	80
43*	London School of Hygiene & Tropical Medicine	GB	79.8
43*	Washington State University	US	79.8
45	Seoul National University (SNU)	KR	79.7
46	Texas A&M University	US	79.6
47	Virginia Polytechnic Institute (Virginia Tech)	US	78.8
48	Kansas State University	US	78.3
49	The University of Adelaide	AU	78
50	University of Illinois at Urbana-Champaign	US	77.4





To love, to care,  
and to be kind to one another.

# INSPIRE TALENTS

We welcome apples of all kinds from  
every corner.



**LEADERSHIP**  
KMU, the maker of  
Guidance for hepatitis  
C treatment.



**HUMANISM**  
KMU, the value  
guardian of medical  
humanities.



**MULTITALENT**  
KMU, the best interdisciplinary  
medical academy in the  
Asia Pacific.

**College of Nursing**

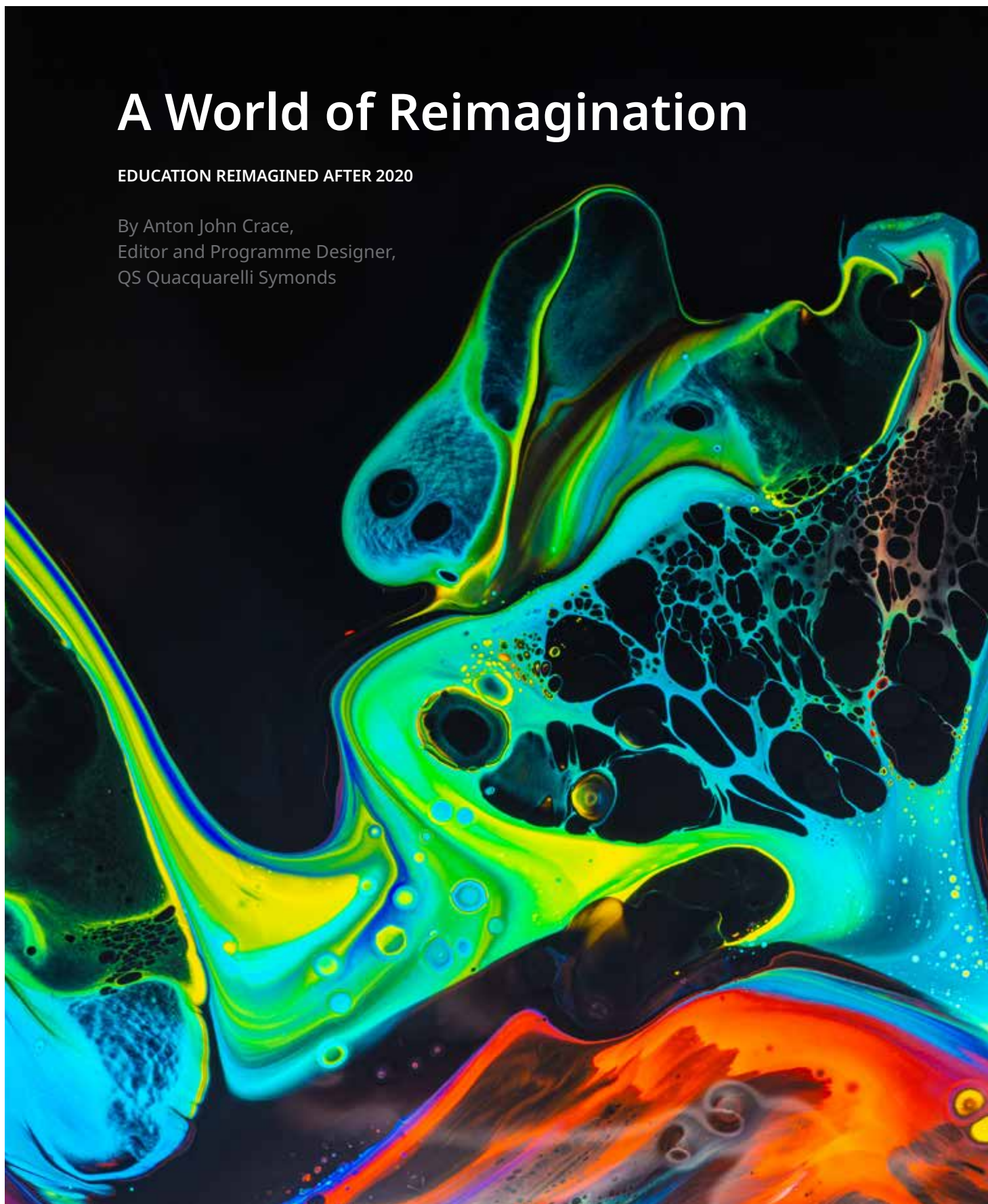
School of Nursing

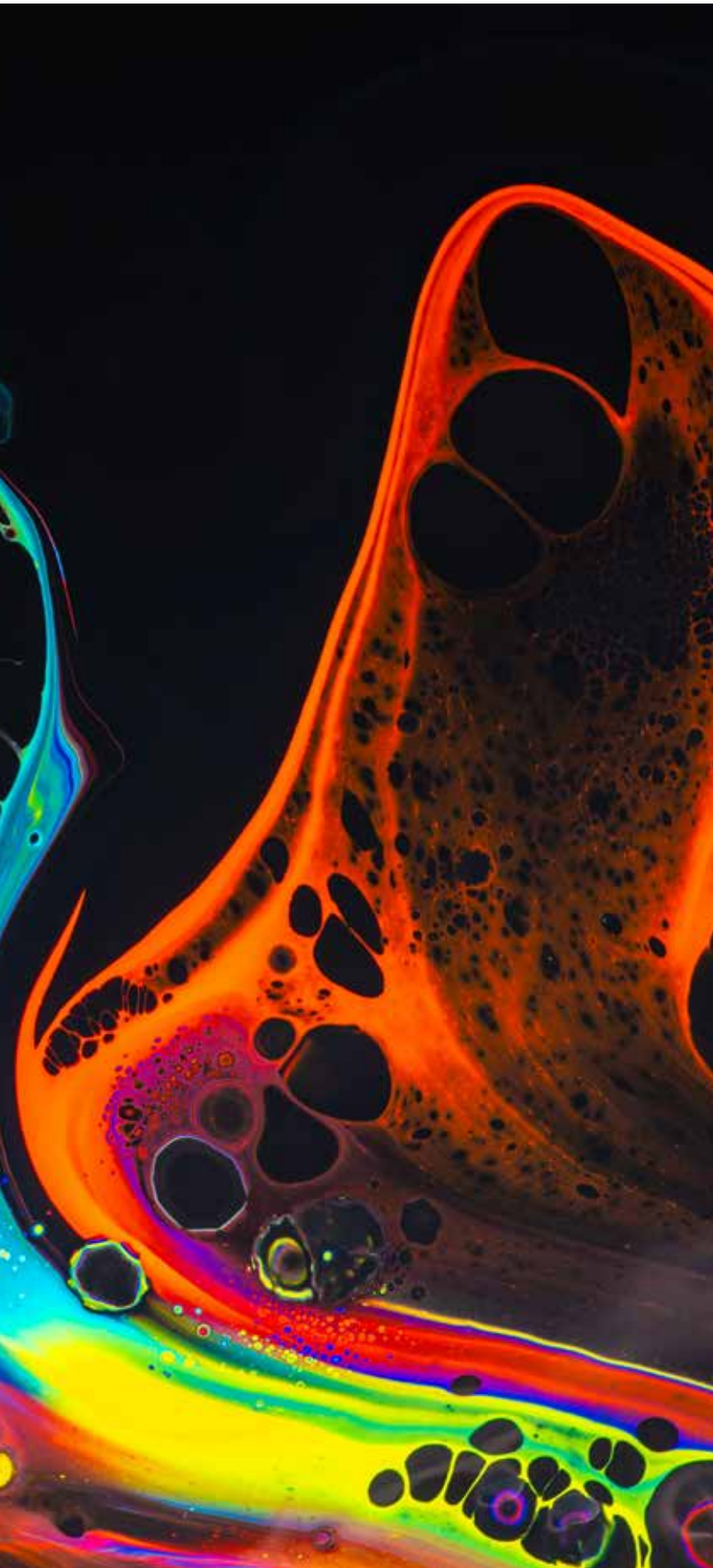
Master Program of Long-Term Care in Aging

# A World of Reimagination

EDUCATION REIMAGINED AFTER 2020

By Anton John Crace,  
Editor and Programme Designer,  
QS Quacquarelli Symonds





*The uniqueness that was 2020 is difficult to unpack, and in many ways, it was a year that seemed to compress a decade of history.*

*Wildfires, elections, and unrest; moments that by themselves would typically mark a year, instead occurred at times simultaneously. This is in addition to a global pandemic.*

*The uniqueness of 2020, however, created for many educators a dual sense of reflection and urgency. While many were forced to quickly adapt, the periods of isolation through quarantine and lockdowns were also full of creativity, a time to reimagine what was possible.*

*Going online for the first time, the 2020 Reimagine Education Conference, held in early December, brought together global education leaders to discuss how things have changed and how they will continue to do so in the future.*

### **The shape of things to come**

“What we’ve learnt is that over the last 20 years we know that there’s been a major digital revolution that has had a really profound impact on many sectors,” says Professor David Maguire, Interim Principal and Vice-Chancellor at the University of Dundee in the UK.

“We only have to look at the way we do our banking today, the way we do retail, and our entertainment.

“They’ve all changed forever, but I would submit, as of today, universities have not been transformed to anything like the same extent.”

According to Professor Maguire, who also serves as chair of education and research digital solutions provider, Jisc, 2020 was a year of reformation for higher education.

“What’s happened in the last eight months as a consequence of the pandemic has really had a major impact on universities, and it’s made this change, I think, much more urgent.”

Based on the findings of *Jisc’s Learning and teaching reimagined report*, released in November 2020 in partnership with Universities UK, Advance HE, and Emerge Education, Professor Maguire adds the ongoing pandemic had an immediate impact on perceptions of online education.

Approximately 90 percent of those surveyed in the report said they expected lectures

to go online, if they had not already done so in the 2020/2021 academic year. By comparison, previous surveys found only 10 percent thought lectures would go online.

Additionally, roughly 50 percent of respondents, made up of students, lecturers, and leaders, said smaller activities such as seminars and tutorials would or had already gone virtual.

---

***“There’s a myth around that students are all now digitally literate in the post-social media world.”***

---

Importantly, Professor Maguire tells *QS*, as well as impacting the way institutions have had to operate, COVID-19 has changed their thinking, and the perceived latency or reluctance in implementing a digital revolution in education may soon be over.

“When we spoke to university leaders, few of them really feel those changes will be rolled back and almost everybody is seeing blended learning will be the future,” he says, noting an increase in shorter “lecturettes”, more use of voting and quizzes to encourage interaction, flipped classrooms, and now, flipped-flipped classrooms.

### The people


In creating the modern and future classroom, Professor Maguire says there is a clear need to bring along all stakeholders to ensure they can use the technology to deliver education.

“If you talk to everybody, then the real challenge is upskilling people across universities. Be those senior leaders who really don’t necessarily have the digital skills, the digital fluency that they need in the post-pandemic world, [or] academic staff also developing their skills,” he says, a point echoed in *QS’* survey of academics’ perceptions and challenges with online education.



جامعة العين  
AL AIN UNIVERSITY

AL AIN UNIVERSITY جامعة العين  
**COLLEGE OF ENGINEERING**  
**COLLEGE OF PHARMACY**  
**COLLEGE OF LAW**  
**COLLEGE OF EDUCATION, HUMANITIES & SOCIAL SCIENCES**  
**COLLEGE OF BUSINESS**  
**COLLEGE OF COMMUNICATION & MEDIA**



In providing the training those working within an institution need, however, Professor Maguire adds it is a mistake to assume students don't also require upskilling to ensure they can meaningfully utilise digital learning tools, regardless of the perception that they are "digital natives".

"Personally, I think there's a myth around that students are all now digitally literate in the

post-social media world," he says.

"Our experience is that whilst they've got some digital skills, it's not necessarily those that they need to be successful in their modern university experience."

Executive President of IE University, Santiago Iñiguez, agrees with Professor Maguire's thoughts, and says those institutions that had

already been delivering online education had a head start when doors were closed.

Based in Spain, IE University was an early adopter of digital and online learning, having now accumulated two decades of experience in the area. As a consequence, Iñiguez says staff and faculty are now more prepared to be early adopters of further innovations and embrace change.





جامعة خليفة  
Khalifa University

# RESPONDING TO COVID-19 FOR A BETTER WORLD

In response to the Covid19 pandemic, Khalifa University has stepped up in the global fight to better detect, manage and prevent the spread of the coronavirus around the world. Our researchers are developing 3D printed biodegradable face masks and portable PCR Covid19 testing kits that can give results within 45 minutes.

At Khalifa University, we seamlessly integrate education and research to produce innovations that address the world's most pressing challenges in key areas of energy, water, healthcare, aerospace, robotics and much more.

[ku.ac.ae](http://ku.ac.ae)



Importantly, IE University's experience has led to a mindset that is focussed on both student and lecturer, seeing the setting of education solely as the mode of delivery or format, not the end goal.

"I normally say that platforms may be princes and princesses. Content may be king or queen, but the essential element of the whole learning process is the experience," he says.

"The element lying at the core is what the professor does throughout the different formats and methods that we may use."

To this end, Iñiguez says it is important to recognise the stress involved in teaching a class and that going online adds additional elements to the process which can increase risk, exposure, and the potential to fail.

"The objective is to actually make professors orchestrate all these elements in the best possible way and make them feel as comfortable as traditional environments

because that will bring the best possible experience to students in class," he says.

---

***"The work invested in their preparation pays off. We save time, the level of satisfaction of students is higher and they can use our materials and content more freely."***

---

Alongside its mindset that education's setting is the means not the end is IE University's positioning of students' needs, a concept which Iñiguez calls "Liquid Learning".

Through the combination of both synchronous and asynchronous teaching methods, Iñiguez tells QS students can chose a path that suits their learning style. Those who are more extroverted and thrive under a live classroom setting with active discussions are able to do so. Introverted students who prefer different types of engagement, can

use asynchronous tools to contribute to class.

"You need to complement the way of delivering knowledge. Even if you flip the class and you ask your students to prepare their sessions beforehand, you need to complement the whole learning experience in order to instil in participants and to develop in them different skills," he says.

"By combining live and asynchronous you can exploit all the synergies."

### **Do well; be well**

As the methods of learning and education adapt and change, the provision of wellbeing for students is also developing for improved outcomes. Just as thoughtfulness is being implemented into learning technologies, student support services are also being interrogated. There is now an evolving interpretation of what wellbeing itself means and how it can be better facilitated.





“There isn’t really a universal definition of wellbeing,” says Kristina Mereigh, Director of Wellness Services at Smith College in the US, adding while discussions primarily focus on positive emotions and moods, as well as the absence of negative emotions or disease, interpretations of wellness have shifted towards quality of life.

“I think it’s less about wellbeing as a whole and more about the individual,” she says.

“Finding harmony between times of fulfilment and times of lack. Harmony between

times when you have negative and positive emotions and finding the intersecting spaces of relationships and needs in your life and finding the best help for yourself.”

Director of Columbia Health at US-based Columbia University, Dr Raphael Coleman, echoes Mereigh’s points, adding there is an understanding of the subjective and objective elements in wellbeing; that is self-perception and external conditions.

“When you’re thinking about your life, thinking about what you have access to you,

thinking about the services that have been provided to you that are in service of supporting your health and wellbeing; that has a strong implication about whether you feel well or not,” he says.

“Then there are the objective components; creating the conditions that make it more likely that you will be well. Those things really come hand in hand when thinking about cultivating an environment and spaces that contribute to not only student wellbeing but the wellbeing of our faculty and staff.”





Management and Science University (MSU) is a Malaysia top international private university providing award-winning programmes meeting stringent standards. Committed to excellence in delivering quality human capital across critical-need areas of the global workplace, MSU is Quacquarelli Symonds (QS) and Times Higher Education (THE) ranked as well as Accreditation Service for International Schools, Colleges & Universities (ASIC) and Accreditation Council for Entrepreneurial and Engaged Universities (ACEEU) accredited.

[www.msu.edu.my](http://www.msu.edu.my)

HELLO  
WORLD

**FOCUS  
AREAS :**



- . medicine
- . pharmacy
- . health & sciences
- . optometry & visual science
- . cardiovascular technology



- . information sciences & computing
- . engineering & technology
- . media science & graphic



- . education & social sciences
- . hospitality & creative arts
- . music & fashion



- . accounting & finance
- . business management






Central library of Princess Nourah bint Abdulrahman University is unique with its automatic arm technology for storing books.

The first university in the Middle East to use (ASRS) system at its Central Library and the third in the world to solve the problem of storing five million books in the library.

### Princess Nourah University Central Library halls:

- Hall of Manuscripts and Anecdotes
- Hall of education technologies
- Interactive rooms
- Economic research techniques
- Education with entertainment
- Information databases section
- University Message Hall
- Women's Hall
- Private Library Hall

WWW.PNUEDUSA  
info@PNUEDUSA  
+966 11 8220000

 \_PNU\_KSA



Continuing down this path, argues Ashleigh Hala, Director of Wellness and Prevention Services at Babson College in the US, has profound impacts on the holistic outcomes for students.

“At my institution, we’ve really tried to position wellbeing as central to students’ academic, personal, and professional success, meaning that in order for our students to do well, they must be well,” she says.

Shifting perceptions on wellbeing, such as considering financial access, sense of purpose, the influence and degree of shared emotional connections, and accessibility for those with additional needs, has seen a similar repositioning towards prevention over treatment. By doing so, says Hala, public health professionals become more empowered to deliver universal assistance to students.

It’s not only the ramifications on academic outcomes, such as improved grades, that are affected by improved

approaches to student’s wellbeing, however, and enunciating those benefits more broadly across an entire institution has a two-fold effect on institutional buy-in and goals.

“[We have been] able to talk to colleagues across my institution who may do very different things that they don’t automatically see that their role is part of wellbeing, but helping them see that what they’re doing is connecting to ensuring that students are well is more of an emerging opportunity working in college health,” says Dr Coleman.

An example of how student wellbeing may dovetail with the goals of other departments, he notes, is lessened workloads in combatting student attrition numbers.

“We have people who are coming to talk about retention and persistence, and how what we’re doing related to wellbeing is also connected to the institutional interests,” Dr Coleman adds.



### Measuring approaches

Higher education providers use many different methods and surveys to understand the wellbeing of their student cohorts such as the American College Health Association's Annual Survey and Healthy Minds Survey. While additional tools and services are also available, there are many institutions who are unable to afford their associated cost or resourcing requirements.

Mereigh, however, says institutions should not feel compelled to only use these types of services, and should consider how other communications channels, particularly social media, can facilitate gathering a general understanding of the wellbeing of students.

"Using Instagram insights... putting out pulse surveys on Instagram or Facebook, being able to see using your TikTok how many students are engaging with what kind of material you're putting out are also really good ways to get data," she says.

A good overall metric, but Mereigh stresses in a one-on-one counselling session the individual student should be the focus to identify key focus areas, such as whether they understand to whom they should ask for assistance, or if they have activities they enjoy and why.

---

***"This is one of the first times where we've been in a situation where there is a global pandemic where practitioners are being just as impacted as our students."***

---

With an expanded understanding of the factors that make up student wellbeing, Dr Shawnte Elbert, Associate Dean for Health and Wellness at Central Washington University in the US, says supplementary surveys are also being included in assessment, such as the free of charge Adverse Childhood Experience (ACE) Survey.

"What we're seeing is trauma is really impacting how students engage in services, in programming, in majors," she says.

"[Institutions can build] it into some of the survey tools that they're using for incoming students, so they might put it as an addendum."

Just as the pandemic has impacted the ways in which institutions are considering online education as a lecturer and student-centric endeavour, Hala adds wellbeing should be considered holistically throughout the institution.

"If there ever was a time to put the two surveys together inclusive of students and faculty and staff, now might be that time," Hala says.

"This is one of the first times where we've been in a situation where there is a global pandemic where practitioners are being just as impacted as our students."



جامعة عجمان  
AJMAN UNIVERSITY

## Ajman University Reimagines Graduation Ceremony due to Pandemic



More than 1500 students graduated this semester from Ajman University, in a unique drive-through graduation ceremony which AU reimagined due to social distancing norms. These proud AU graduates from diverse streams including Engineering, Law, Humanities, Business, Health Sciences and Mass Communication are ready to take on the world and pursue their dreams!

**Ajman University – Bringing Innovative Ideas to Life**



[in](#) [Twitter](#) [f](#) [Instagram](#) [Snapchat](#) [YouTube](#) /ajmanuniversity

[ajman.ac.ae](http://ajman.ac.ae)

# QS IN CONVERSATION

A series of podcasts and live online panel discussions unpacking global trends in higher education, online learning, employability and cutting-edge themes. It brings together global leaders in their field as well as QS' experts and content creators to get the story behind data and trends.



## LIVE Panel

A quarterly online panel discussion among leaders in the Higher Education sector



## Podcast

A monthly one-to-one podcast with education and industry experts

*Follow us on Spotify / Apple Podcast*

#QSinconversation

FIND OUT MORE at

[www.qsinconversation.com](http://www.qsinconversation.com)







# PMU

PRINCE MOHAMMAD BIN FAHD UNIVERSITY

Al Khobar, Eastern Province, Saudi Arabia



[www.pmu.edu.sa](http://www.pmu.edu.sa)



PMU\_KSA

# PMU

**Creative  
Minds  
Transform  
the world**

Faculty | Natural Sciences

2021 Rank	Institution	Location	Overall
1	Massachusetts Institute of Technology (MIT)	US	97.5
2	Stanford University	US	97.3
3	Harvard University	US	97
4	University of Cambridge	GB	96.7
5	University of Oxford	GB	95.4
6	ETH Zurich (Swiss Federal Institute of Technology)	CH	95.1
7	California Institute of Technology (Caltech)	US	94.9
8	University of California, Berkeley (UCB)	US	94.4
9	Imperial College London	GB	91.7
10	Princeton University	US	91.6
11	Ecole Polytechnique Fédérale de Lausanne (EPFL)	CH	90.1
12	National University of Singapore (NUS)	SG	90
13	The University of Tokyo	JP	89.8
14	Nanyang Technological University (NTU)	SG	89.5
15=	Tsinghua University	CN	89.1
15=	University of California, Los Angeles (UCLA)	US	89.1
17	Peking University	CN	88.4
18=	University of Chicago	US	87.7
18=	University of Toronto	CA	87.7
20	Yale University	US	87.4
21	Lomonosov Moscow State University	RU	86.7
22	Sorbonne University	FR	85.9
23=	Columbia University	US	85.6
23=	University of British Columbia	CA	85.6
25	Cornell University	US	85.5
26	Ecole Polytechnique	FR	85
27	Kyoto University	JP	84.8
28	Université PSL (Paris Sciences & Lettres)	FR	84.6
29=	University of Illinois at Urbana-Champaign	US	84.5
29=	University of Texas at Austin	US	84.5
31	Technische Universität München	DE	84
32	Seoul National University (SNU)	KR	83.9
33	University of California, Santa Barbara (UCSB)	US	83.8
34=	University of California, San Diego (UCSD)	US	83.4
34=	University of Michigan-Ann Arbor	US	83.4
36	University of Washington	US	83.2
37=	Australian National University (ANU)	AU	83
37=	Northwestern University	US	83
37=	University of Science and Technology of China	CN	83
40	Tokyo Institute of Technology	JP	82.8
41	Ludwig-Maximilians-Universität München	DE	82.7
42	The Hong Kong University of Science and Technology (HKUST)	HK	82.6
43=	Fudan University	CN	82.4
43=	Georgia Institute of Technology (Georgia Tech)	US	82.4
43=	University of Edinburgh	GB	82.4
46	KAIST - Korea Advanced Institute of Science and Technology	KR	82.2
47	University of Wisconsin-Madison	US	82.1
48	McGill University	CA	81.5
49=	Nanjing University	CN	81.3
49=	University of Colorado at Boulder	US	81.3
49=	University of Maryland, College Park	US	81.3

Chemistry

2021 Rank	Institution	Location	Overall
1	Massachusetts Institute of Technology (MIT)	US	97
2	Stanford University	US	96.1
3	Harvard University	US	95.7
4	University of Cambridge	GB	95.4
5	University of California, Berkeley (UCB)	US	94.4
6	University of Oxford	GB	94
7	National University of Singapore (NUS)	SG	93.3
8	Nanyang Technological University (NTU)	SG	92.3
9	ETH Zurich (Swiss Federal Institute of Technology)	CH	90.5
10	Ecole Polytechnique Fédérale de Lausanne (EPFL)	CH	90.3
11	California Institute of Technology (Caltech)	US	90.2
12	Imperial College London	GB	88.2
13	The University of Tokyo	JP	88
14	Northwestern University	US	87.9
15=	Peking University	CN	87.8
15=	University of California, Los Angeles (UCLA)	US	87.8
17	Tsinghua University	CN	87.2
18	Yale University	US	86
19	University of Toronto	CA	85.9
20	Kyoto University	JP	85.5
21	University of Texas at Austin	US	83.5
22	Zhejiang University	CN	83
23	Fudan University	CN	82.9
24	KAIST - Korea Advanced Institute of Science and Technology	KR	82.8
25	Princeton University	US	82.6
26	University of Michigan-Ann Arbor	US	82.5
27	The University of Manchester	GB	82.4
28=	Georgia Institute of Technology (Georgia Tech)	US	82.3
28=	Tokyo Institute of Technology	JP	82.3
30	Technische Universität München	DE	81.9
31=	Seoul National University (SNU)	KR	81.7
31=	The Hong Kong University of Science and Technology (HKUST)	HK	81.7
33	University of Illinois at Urbana-Champaign	US	81.5
34=	University of Chicago	US	81.2
34=	University of Wisconsin-Madison	US	81.2
36=	Monash University	AU	81
36=	Osaka University	JP	81
38	University of British Columbia	CA	80.7
39	UCL (University College London)	GB	80.6
40	University of Science and Technology of China	CN	80.5
41	Cornell University	US	79.8
42=	Columbia University	US	79.7
42=	Nanjing University	CN	79.7
44	Shanghai Jiao Tong University	CN	79.6
45	University of Pennsylvania	US	79.4
46	Ludwig-Maximilians-Universität München	DE	79.3
47	The University of Melbourne	AU	79.2
48	Université de Strasbourg	FR	79.1
49	Katholieke Universiteit Leuven	BE	79
50	Delft University of Technology	NL	78.9

Geography

2021 Rank	Institution	Location	Overall
1	University of Oxford	GB	97.8
2	London School of Economics and Political Science (LSE)	GB	96
3	University of Cambridge	GB	94.2
4	University of California, Berkeley (UCB)	US	92.9
5	National University of Singapore (NUS)	SG	92.3
6	University of California, Los Angeles (UCLA)	US	89.8
7	Australian National University (ANU)	AU	89.1
8	University of British Columbia	CA	89
9	UCL (University College London)	GB	88
10	University of Toronto	CA	86.5
11	University of Hong Kong (HKU)	HK	85.5
12	Durham University	GB	85.2
13	The University of Tokyo	JP	85
14	Humboldt-Universität zu Berlin	DE	84.5
15	University of Exeter	GB	83.9
16	The University of Melbourne	AU	83
17=	University of Edinburgh	GB	82.9
17=	University of Wisconsin-Madison	US	82.9
19=	The Chinese University of Hong Kong (CUHK)	HK	82.8
19=	University of Amsterdam	NL	82.8
21	The University of Sydney	AU	82.6
22	Peking University	CN	82.5
23	King's College London (KCL)	GB	81.2
24=	Lund University	SE	80.4
24=	McGill University	CA	80.4
26	Utrecht University	NL	80.3
27	The University of Manchester	GB	80
28	University of Washington	US	79.7
29	Ohio State University	US	79.6
30	Katholieke Universiteit Leuven	BE	79.5
31=	Seoul National University (SNU)	KR	79.3
31=	University of Chicago	US	79.3
33=	SOAS - School of Oriental and African Studies, University of London	GB	78.4
33=	University of Leeds	GB	78.4
35=	Freie Universität Berlin	DE	78.2
35=	Université Paris 1 Panthéon-Sorbonne	FR	78.2
37	Tsinghua University	CN	78.1
38	University of Bristol	GB	77.9
39=	Kyoto University	JP	77.4
39=	Pennsylvania State University	US	77.4
41=	The University of Sheffield	GB	77.3
41=	Universidad Nacional Autónoma de México (UNAM)	MX	77.3
41=	University of Minnesota Twin Cities	US	77.3
44	The University of Auckland	NZ	77.1
45	The University of Queensland (UQ)	AU	77
46	Universidade de São Paulo (USP)	BR	76.7
47	Stockholm University	SE	76.6
48	University of North Carolina, Chapel Hill	US	76.1
49	Uppsala University	SE	75.7
50	Newcastle University	GB	74.9

Geology

2021 Rank	Institution	Location	Overall
1	ETH Zurich (Swiss Federal Institute of Technology)	CH	95.5
2	Harvard University	US	93.1
3	Massachusetts Institute of Technology (MIT)	US	92.7
4	University of Washington	US	92.5
5	University of Cambridge	GB	92.3
6	California Institute of Technology (Caltech)	US	92.1
7	University of California, Berkeley (UCB)	US	91.5
8	Stanford University	US	91.1
9	University of Oxford	GB	91
10=	Columbia University	US	90
10=	University of Colorado at Boulder	US	90
12	Pennsylvania State University	US	89.7
13	University of British Columbia	CA	89.3
14	Yale University	US	88.5
15=	University of California, Los Angeles (UCLA)	US	88.3
15=	University of California, San Diego (UCSD)	US	88.3
17	University of Leeds	GB	88.2
18=	Princeton University	US	87.8
18=	The University of Tokyo	JP	87.8
20	University of Toronto	CA	87.5
21	University of Bristol	GB	87.3
22	University of Texas at Austin	US	87.2
23	Utrecht University	NL	87.1
24=	Australian National University (ANU)	AU	87
24=	University of Arizona	US	87
24=	University of Hawaii at Mānoa	US	87
27	University of Edinburgh	GB	86.8
28	Colorado State University	US	86.7
29	Imperial College London	GB	86.6
30	McGill University	CA	86.5
31	University of California, Davis (UCD)	US	86.4
32	University of Maryland, College Park	US	86
33	Peking University	CN	85.3
34=	Sorbonne University	FR	85.2
34=	University of Oslo	NO	85.2
36	The University of Western Australia (UWA)	AU	85.1
37	Oregon State University	US	84.9
38	The University of New South Wales (UNSW)	AU	84.7
39	Texas A&M University	US	84.6
40	UCL (University College London)	GB	84.5
41	China University of Geosciences	CN	84.4
42	University of Bergen	NO	84.1
43=	Curtin University	AU	83.8
43=	Delft University of Technology	NL	83.8
45	University of Alberta	CA	83.7
46	Tsinghua University	CN	83.5
47	The University of Melbourne	AU	83.3
48	University of Tasmania	AU	83.1
49	Wageningen University	NL	83
50=	University of Hong Kong (HKU)	HK	82.9
50=	University of Southampton	GB	82.9

Geophysics

2021 Rank	Institution	Location	Overall
1	ETH Zurich (Swiss Federal Institute of Technology)	CH	95.4
2	Harvard University	US	93
3=	California Institute of Technology (Caltech)	US	92.3
3=	Massachusetts Institute of Technology (MIT)	US	92.3
5	University of Washington	US	92.1
6	University of Cambridge	GB	91.9
7	University of California, Berkeley (UCB)	US	91.2
8	University of Oxford	GB	90.8
9	Stanford University	US	90.5
10	University of Colorado at Boulder	US	90.2
11	Columbia University	US	89.9
12	Pennsylvania State University	US	89.5
13	University of British Columbia	CA	88.2
14	Yale University	US	88
15	University of Leeds	GB	87.6
16=	Princeton University	US	87.5
16=	University of California, Los Angeles (UCLA)	US	87.5
16=	University of California, San Diego (UCSD)	US	87.5
19	The University of Tokyo	JP	87.4
20	University of Toronto	CA	87.2
21	Colorado State University	US	86.7
22=	Australian National University (ANU)	AU	86.5
22=	University of Bristol	GB	86.5
22=	University of Texas at Austin	US	86.5
25	University of Edinburgh	GB	86.4
26=	University of Arizona	US	86.2
26=	University of Hawaii at Mānoa	US	86.2
28	Utrecht University	NL	86.1
29=	University of California, Davis (UCD)	US	86
29=	University of Maryland, College Park	US	86
31	McGill University	CA	85.9
32	Sorbonne University	FR	85.7
33	Imperial College London	GB	85
34	Peking University	CN	84.9
35	University of Oslo	NO	84.4
36	Texas A&M University	US	84
37	The University of New South Wales (UNSW)	AU	83.9
38	UCL (University College London)	GB	83.5
39=	Tsinghua University	CN	83.4
39=	Wageningen University	NL	83.4
41=	Delft University of Technology	NL	83.1
41=	University of Alberta	CA	83.1
43=	Oregon State University	US	83
43=	University of Bergen	NO	83
45=	The University of Melbourne	AU	82.8
45=	The University of Western Australia (UWA)	AU	82.8
47	University of Exeter	GB	82.4
48=	University of Bern	CH	82.3
48=	University of Michigan-Ann Arbor	US	82.3
50	Stockholm University	SE	81.6

Earth & Marine Sciences

2021 Rank	Institution	Location	Overall
1	ETH Zurich (Swiss Federal Institute of Technology)	CH	95.9
2	Massachusetts Institute of Technology (MIT)	US	93.9
3	Harvard University	US	93.7
4	University of Cambridge	GB	93.1
5=	California Institute of Technology (Caltech)	US	92.5
5=	Stanford University	US	92.5
7	University of California, Berkeley (UCB)	US	92.4
8	University of Washington	US	92.2
9	University of Oxford	GB	92.1
10	Columbia University	US	89.8
11	University of British Columbia	CA	89.4
12	Pennsylvania State University	US	89.1
13	University of California, Los Angeles (UCLA)	US	88.8
14	University of Colorado at Boulder	US	88.6
15=	The University of Tokyo	JP	88.5
15=	Yale University	US	88.5
17	University of California, San Diego (UCSD)	US	88.1
18	Princeton University	US	88
19=	University of Leeds	GB	87.9
19=	University of Toronto	CA	87.9
21=	University of Bristol	GB	87.5
21=	University of Texas at Austin	US	87.5
23	Australian National University (ANU)	AU	87.4
24	Imperial College London	GB	87.3
25	Colorado School of Mines	US	87.2
26	Utrecht University	NL	87.1
27	University of Edinburgh	GB	86.7
28	McGill University	CA	86.5
29	University of Arizona	US	85.9
30	University of California, Davis (UCD)	US	85.5
31	Peking University	CN	85.4
32	Sorbonne University	FR	84.7
33	University of Reading	GB	84.6
34=	Colorado State University	US	84.5
34=	UCL (University College London)	GB	84.5
34=	University of Hawaii at Mānoa	US	84.5
37=	Oregon State University	US	84.2
37=	The University of Western Australia (UWA)	AU	84.2
39	University of Maryland, College Park	US	84.1
40=	The University of New South Wales (UNSW)	AU	84
40=	University of Oslo	NO	84
42	University of Alberta	CA	83.7
43=	Delft University of Technology	NL	83.5
43=	Texas A&M University	US	83.5
45	The University of Melbourne	AU	83.3
46	University of Michigan-Ann Arbor	US	83
47=	Tsinghua University	CN	82.9
47=	University of Bergen	NO	82.9
49	University of Hong Kong (HKU)	HK	82.3
50	Curtin University	AU	82.2

# UBT

جامعة الأعمال و التكنولوجيا  
UNIVERSITY OF BUSINESS AND TECHNOLOGY

التعليم من أجل العمل  
Education for Job Opportunities



حاصل على الاعتماد المؤسسي من المركز الوطني للتقويم والاعتماد الأكاديمي  
Institutionally Accredited by National Center for Academic Accreditation and Evaluation

## Quality and Accreditation



## Memberships



18

Undergraduate Programs

7

Postgraduate Programs

83

Vocational English courses

40 +

Executive Education Programs

Environmental Sciences

2021 Rank	Institution	Location	Overall
1=	Harvard University	US	96.4
1=	Stanford University	US	96.4
3	Massachusetts Institute of Technology (MIT)	US	95.6
4	University of Oxford	GB	95.5
5=	University of Cambridge	GB	95.4
5=	Wageningen University	NL	95.4
7	ETH Zurich (Swiss Federal Institute of Technology)	CH	94.7
8	Tsinghua University	CN	93.6
9	University of California, Berkeley (UCB)	US	93.4
10	Imperial College London	GB	92.7
11	National University of Singapore (NUS)	SG	91.9
12	University of British Columbia	CA	91.1
13	Nanyang Technological University (NTU)	SG	90.9
14	Delft University of Technology	NL	90.4
15=	University of California, Davis (UCD)	US	89.8
15=	Yale University	US	89.8
17	The University of Queensland (UQ)	AU	89.1
18	University of California, Los Angeles (UCLA)	US	88.8
19	The University of New South Wales (UNSW)	AU	88
20	Cornell University	US	87.9
21=	Ecole Polytechnique Fédérale de Lausanne (EPFL)	CH	87.8
21=	Peking University	CN	87.8
23=	Stockholm University	SE	87.6
23=	University of Michigan-Ann Arbor	US	87.6
25	The University of Melbourne	AU	87.3
26	Princeton University	US	87.2
27	California Institute of Technology (Caltech)	US	87.1
28	McGill University	CA	86.9
29=	The University of Tokyo	JP	86.7
29=	University of Leeds	GB	86.7
31=	Duke University	US	86.6
31=	University of Toronto	CA	86.6
33	UCL (University College London)	GB	86.4
34	Australian National University (ANU)	AU	86.3
35	Columbia University	US	86.2
36	University of Washington	US	85.7
37	University of Edinburgh	GB	85.6
38	Technical University of Denmark	DK	85.5
39=	University of Wisconsin-Madison	US	85.4
39=	Zhejiang University	CN	85.4
41=	The Hong Kong University of Science and Technology (HKUST)	HK	85.3
41=	University of Copenhagen	DK	85.3
43	University of Exeter	GB	85.1
44=	Georgia Institute of Technology (Georgia Tech)	US	85
44=	Lund University	SE	85
44=	University of East Anglia (UEA)	GB	85
44=	University of Hong Kong (HKU)	HK	85
48	University of Texas at Austin	US	84.7
49=	University of Illinois at Urbana-Champaign	US	84.3
49=	Uppsala University	SE	84.3

Materials Science

2021 Rank	Institution	Location	Overall
1	Nanyang Technological University (NTU)	SG	93.7
2	Massachusetts Institute of Technology (MIT)	US	93.3
3	Stanford University	US	92
4	University of Cambridge	GB	89.1
5=	Harvard University	US	89
5=	National University of Singapore (NUS)	SG	89
7	Georgia Institute of Technology (Georgia Tech)	US	88.6
8	University of California, Berkeley (UCB)	US	88.4
9	University of Oxford	GB	87.6
10	Tsinghua University	CN	87.3
11	Northwestern University	US	86.2
12	Ecole Polytechnique Fédérale de Lausanne (EPFL)	CH	85.9
13	Peking University	CN	84.1
14	Imperial College London	GB	82.5
15	ETH Zurich (Swiss Federal Institute of Technology)	CH	82.3
16=	Fudan University	CN	81.7
16=	KAIST - Korea Advanced Institute of Science and Technology	KR	81.7
16=	The Hong Kong University of Science and Technology (HKUST)	HK	81.7
19	University of Illinois at Urbana-Champaign	US	81.2
20	Shanghai Jiao Tong University	CN	80.5
21	University of California, Los Angeles (UCLA)	US	80.4
22	Seoul National University (SNU)	KR	80.2
23	Pennsylvania State University	US	79.2
24	University of Science and Technology of China	CN	78.5
25=	California Institute of Technology (Caltech)	US	78.3
25=	City University of Hong Kong	HK	78.3
27	Zhejiang University	CN	78.2
28	The University of Manchester	GB	77.7
29=	Sungkyunkwan University	KR	77.5
29=	The University of Tokyo	JP	77.5
31	University of Texas at Austin	US	77.4
32	Carnegie Mellon University	US	77
33	University of California, Santa Barbara (UCSB)	US	76.8
34=	Monash University	AU	76.7
34=	University of Michigan-Ann Arbor	US	76.7
36	Delft University of Technology	NL	76.6
37	Pohang University of Science and Technology (POSTECH)	KR	76.1
38	KTH, Royal Institute of Technology	SE	76
39=	The University of New South Wales (UNSW)	AU	75.3
39=	University of Toronto	CA	75.3
41	Rheinisch-Westfälische Technische Hochschule Aachen	DE	75.2
42=	Nanjing University	CN	75.1
42=	Rice University	US	75.1
44	Purdue University	US	74.9
45	KIT, Karlsruher Institut für Technologie	DE	74.8
46	University of Pennsylvania	US	74.6
47	Cornell University	US	74.3
48	Korea University	KR	74.2
49	Technische Universität München	DE	73.8
50=	Kyoto University	JP	73.2
50=	The Chinese University of Hong Kong (CUHK)	HK	73.2

Mathematics

2021 Rank	Institution	Location	Overall
1	Massachusetts Institute of Technology (MIT)	US	96.5
2	Stanford University	US	96.3
3	Harvard University	US	96
4	University of Cambridge	GB	95.1
5	University of Oxford	GB	94.1
6	University of California, Berkeley (UCB)	US	93.6
7	Princeton University	US	92.8
8	ETH Zurich (Swiss Federal Institute of Technology)	CH	90.5
9	National University of Singapore (NUS)	SG	89.5
10	University of California, Los Angeles (UCLA)	US	88.9
11	Imperial College London	GB	88.6
12	New York University (NYU)	US	88.3
13	Université PSL (Paris Sciences & Lettres)	FR	86.7
14	University of Toronto	CA	86.6
15	California Institute of Technology (Caltech)	US	86.1
16	Columbia University	US	85.8
17	University of Chicago	US	85.6
18	Tsinghua University	CN	85.4
19	Peking University	CN	84.8
20	University of Michigan-Ann Arbor	US	84.3
21=	The University of Warwick	GB	84.2
21=	University of British Columbia	CA	84.2
21=	Yale University	US	84.2
24=	Ecole Polytechnique	FR	84
24=	The University of Tokyo	JP	84
26	Ecole Polytechnique Fédérale de Lausanne (EPFL)	CH	83.8
27	Georgia Institute of Technology (Georgia Tech)	US	83.2
28	Carnegie Mellon University	US	83.1
29	Sorbonne University	FR	82.8
30	University of Texas at Austin	US	82.5
31	Nanyang Technological University (NTU)	SG	81.8
32	University of Pennsylvania	US	81.7
33	Cornell University	US	81.4
34	Lomonosov Moscow State University	RU	81.1
35	University of Waterloo	CA	80.9
36	The Hong Kong University of Science and Technology (HKUST)	HK	80.8
37	The Chinese University of Hong Kong (CUHK)	HK	80.7
38	The University of New South Wales (UNSW)	AU	80.6
39=	Brown University	US	80.4
39=	University of Wisconsin-Madison	US	80.4
41	University of Edinburgh	GB	80.1
42=	The University of Sydney	AU	80
42=	UCL (University College London)	GB	80
44	Shanghai Jiao Tong University	CN	79.9
45=	Fudan University	CN	79.7
45=	Kyoto University	JP	79.7
47=	McGill University	CA	79.6
47=	Seoul National University (SNU)	KR	79.6
49	KTH, Royal Institute of Technology	SE	79.4
50	Australian National University (ANU)	AU	79.3

Physics & Astronomy

2021 Rank	Institution	Location	Overall
1	Massachusetts Institute of Technology (MIT)	US	98.5
2	Stanford University	US	97.5
3	Harvard University	US	97.1
4	University of Cambridge	GB	95.9
5	University of Oxford	GB	95.2
6	University of California, Berkeley (UCB)	US	94.6
7	California Institute of Technology (Caltech)	US	93
8	Princeton University	US	91.6
9	ETH Zurich (Swiss Federal Institute of Technology)	CH	90.8
10	The University of Tokyo	JP	89.9
11	Imperial College London	GB	89.8
12	University of California, Los Angeles (UCLA)	US	87
13	Tsinghua University	CN	86.8
14	Ecole Polytechnique Fédérale de Lausanne (EPFL)	CH	86.7
15	National University of Singapore (NUS)	SG	86.6
16=	University of Illinois at Urbana-Champaign	US	86.4
16=	Yale University	US	86.4
18=	Columbia University	US	86.1
18=	University of Chicago	US	86.1
20	Nanyang Technological University (NTU)	SG	85.9
21	Peking University	CN	85.6
22=	Ludwig-Maximilians-Universität München	DE	85.1
22=	Technische Universität München	DE	85.1
24	Cornell University	US	85
25	University of California, Santa Barbara (UCSB)	US	84.8
26=	Kyoto University	JP	84.4
26=	University of Toronto	CA	84.4
28	Tokyo Institute of Technology	JP	83
29=	Lomonosov Moscow State University	RU	82.6
29=	University of Maryland, College Park	US	82.6
31=	Ruprecht-Karls-Universität Heidelberg	DE	82.5
31=	UCL (University College London)	GB	82.5
31=	Université PSL (Paris Sciences & Lettres)	FR	82.5
34=	University of Michigan-Ann Arbor	US	82.1
34=	University of Texas at Austin	US	82.1
36	Seoul National University (SNU)	KR	81.7
37=	The Hong Kong University of Science and Technology (HKUST)	HK	81.3
37=	Tohoku University	JP	81.3
39	Ecole Polytechnique	FR	81.2
40	Australian National University (ANU)	AU	81
41=	Sapienza - Università di Roma	IT	80.9
41=	The University of Manchester	GB	80.9
43=	Georgia Institute of Technology (Georgia Tech)	US	80.7
43=	Shanghai Jiao Tong University	CN	80.7
45=	Osaka University	JP	80.6
45=	University of Edinburgh	GB	80.6
47	Sorbonne University	FR	80.4
48	Fudan University	CN	80.3
49	University of British Columbia	CA	80.2
50	Moscow Institute of Physics and Technology State University	RU	80.1

Faculty | Social Sciences & Management

2021 Rank	Institution	Location	Overall
1	Harvard University	US	97.8
2	London School of Economics and Political Science (LSE)	GB	94.5
3=	Stanford University	US	93.7
3=	University of Oxford	GB	93.7
5	University of Cambridge	GB	92.9
6	Massachusetts Institute of Technology (MIT)	US	92.4
7	University of California, Berkeley (UCB)	US	90
8	Yale University	US	89.1
9	National University of Singapore (NUS)	SG	88.9
10	University of Chicago	US	88
11	University of California, Los Angeles (UCLA)	US	87.8
12=	Columbia University	US	87.2
12=	New York University (NYU)	US	87.2
12=	University of Pennsylvania	US	87.2
15	Princeton University	US	86.9
16	Università Commerciale Luigi Bocconi	IT	86.7
17	Nanyang Technological University (NTU)	SG	85.4
18	University of Toronto	CA	84.1
19	Northwestern University	US	83.8
20	University of British Columbia	CA	83.6
21	Peking University	CN	83.4
22	University of Michigan-Ann Arbor	US	83.3
23	London Business School	GB	83.2
24	The University of Melbourne	AU	82.9
25	INSEAD (France)	FR	82.7
26	University of Hong Kong (HKU)	HK	82.3
27	Tsinghua University	CN	81.6
28	UCL (University College London)	GB	81.5
29=	Pontificia Universidad Católica de Chile	CL	81.4
29=	University of Amsterdam	NL	81.4
31	Seoul National University (SNU)	KR	81.3
32	The University of Sydney	AU	81.1
33	Cornell University	US	80.9
34=	Australian National University (ANU)	AU	80.7
34=	The University of Tokyo	JP	80.7
36	Erasmus University Rotterdam	NL	80.6
37	Universidad Nacional Autónoma de México (UNAM)	MX	80.5
38	Duke University	US	80.4
39=	The Hong Kong University of Science and Technology (HKUST)	HK	79.9
39=	The University of New South Wales (UNSW)	AU	79.9
41	HEC Paris	FR	79.5
42	The University of Warwick	GB	79.4
43	McGill University	CA	79.3
44	University of Texas at Austin	US	79.1
45	The University of Manchester	GB	78.9
46=	Korea University	KR	78.7
46=	Monash University	AU	78.7
48	National Research University - Higher School of Economics (HSE)	RU	78.5
49	Fudan University	CN	78.4
50	The Chinese University of Hong Kong (CUHK)	HK	78.3

Accounting & Finance

2021 Rank	Institution	Location	Overall
1	Harvard University	US	100
2	Massachusetts Institute of Technology (MIT)	US	94.3
3	Stanford University	US	93.2
4	London School of Economics and Political Science (LSE)	GB	91.1
5	University of Oxford	GB	90.4
6	University of Pennsylvania	US	88.8
7	University of Cambridge	GB	88.6
8	University of California, Berkeley (UCB)	US	88.2
9	University of Chicago	US	87
10	New York University (NYU)	US	86.9
11	London Business School	GB	86.7
12	Columbia University	US	85.6
13	National University of Singapore (NUS)	SG	85
14	Università Commerciale Luigi Bocconi	IT	84.5
15	Yale University	US	84.4
16	University of California, Los Angeles (UCLA)	US	84.1
17	The University of Manchester	GB	83.6
18	The University of Melbourne	AU	83.4
19	The University of New South Wales (UNSW)	AU	83.3
20	HEC Paris	FR	82.9
21	The University of Sydney	AU	81.5
22	The Hong Kong University of Science and Technology (HKUST)	HK	81.4
23	Tsinghua University	CN	81.1
24	Peking University	CN	81
25	Nanyang Technological University (NTU)	SG	80.9
26	University of Michigan-Ann Arbor	US	80.8
27	University of Toronto	CA	80.7
28	University of Hong Kong (HKU)	HK	80.1
29=	Northwestern University	US	79.4
29=	Princeton University	US	79.4
31	INSEAD (France)	FR	78.9
32	Monash University	AU	78.4
33	Imperial College London	GB	78.2
34=	Cornell University	US	77.9
34=	Shanghai Jiao Tong University	CN	77.9
36=	Tilburg University	NL	77.6
36=	University of Texas at Austin	US	77.6
38	Erasmus University Rotterdam	NL	77.5
39	The Chinese University of Hong Kong (CUHK)	HK	77.3
40	University of Edinburgh	GB	77
41	Duke University	US	76.5
42	Australian National University (ANU)	AU	76.2
43	University of British Columbia	CA	75.5
44	The University of Warwick	GB	75.4
45=	Copenhagen Business School	DK	75.3
45=	ETH Zurich (Swiss Federal Institute of Technology)	CH	75.3
45=	University of Navarra	ES	75.3
48	The University of Queensland (UQ)	AU	75
49	The University of Tokyo	JP	74.8
50	Seoul National University (SNU)	KR	74.6





جامعة حائل  
University of Ha'il

# A THRIVING UNIVERSITY IN A VIBRANT CITY

A knowledge hub surrounded by a thriving cultural community  
and several corporate headquarters.



- Choose between many programs to study for your degree.
- The university is located in Ha'il city, the northern gateway of Saudi Arabia and the Gulf.
- A spacious university campus designed to help students learn, collaborate and thrive .

17

Academic  
Accreditations

51

Undergraduate  
Programs

32

Post-graduate  
Programs

+5K

Graduated  
Student Yearly

15

Colleges

WWW.UOH.EDU.SA



Anthropology

2021 Rank	Institution	Location	Overall
1	University of Cambridge	GB	97.8
2	University of Oxford	GB	97.1
3	Harvard University	US	96.3
4	University of California, Berkeley (UCB)	US	93.5
5	Australian National University (ANU)	AU	92.7
6	UCL (University College London)	GB	92.6
7	University of Chicago	US	92.2
8	London School of Economics and Political Science (LSE)	GB	91.1
9	University of California, Los Angeles (UCLA)	US	90.8
10	University of Toronto	CA	89.8
11	University of Michigan-Ann Arbor	US	89
12	Columbia University	US	87.5
13	Stanford University	US	87.3
14	National University of Singapore (NUS)	SG	86.6
15	Yale University	US	86
16	SOAS - School of Oriental and African Studies, University of London	GB	85.7
17	New York University (NYU)	US	85.4
18	University of Edinburgh	GB	84.3
19	The University of Melbourne	AU	83.8
20	The University of Tokyo	JP	83.7
21	University of Amsterdam	NL	83.5
22	The University of Manchester	GB	83.4
23	University of British Columbia	CA	83.1
24	The University of Sydney	AU	82.5
25	Leiden University	NL	82.3
26	Duke University	US	81.9
27	Universidad Nacional Autónoma de México (UNAM)	MX	81.8
28	University of Copenhagen	DK	81.4
29	Princeton University	US	81.3
30	Freie Universität Berlin	DE	80.8
31	Kyoto University	JP	80.7
32	Durham University	GB	80.5
33	University of Oslo	NO	79.7
34	McGill University	CA	79.3
35=	Arizona State University	US	78.9
35=	Humboldt-Universität zu Berlin	DE	78.9
37	Universidad de Buenos Aires	AR	78.8
38	University of Pennsylvania	US	77.9
39	Aarhus University	DK	77
40	University of Arizona	US	76.6
41=	Goldsmiths, University of London	GB	76.3
41=	Massachusetts Institute of Technology (MIT)	US	76.3
41=	The Chinese University of Hong Kong (CUHK)	HK	76.3
44=	Universidade de São Paulo (USP)	BR	76
44=	University of North Carolina, Chapel Hill	US	76
44=	University of Texas at Austin	US	76
47	Johns Hopkins University	US	75.8
48	The University of Auckland	NZ	75.7
49=	Eberhard Karls Universität Tübingen	DE	75.6
49=	Universität Wien	AT	75.6

Business & Management Studies

2021 Rank	Institution	Location	Overall
1	Harvard University	US	97
2	INSEAD (France)	FR	94
3	London Business School	GB	93
4	Massachusetts Institute of Technology (MIT)	US	92.6
5	Stanford University	US	91.6
6	University of Pennsylvania	US	91.4
7	Università Commerciale Luigi Bocconi	IT	90.4
8	University of Cambridge	GB	90.3
9	HEC Paris	FR	89.3
10	University of Oxford	GB	89.1
11	London School of Economics and Political Science (LSE)	GB	88.7
12	National University of Singapore (NUS)	SG	86.9
13	University of California, Berkeley (UCB)	US	86.7
14	Northwestern University	US	85.2
15	Copenhagen Business School	DK	84.7
16	Erasmus University Rotterdam	NL	83.9
17	New York University (NYU)	US	83.8
18	Yale University	US	83.3
19	Columbia University	US	83
20	Nanyang Technological University (NTU)	SG	82.9
21	ESADE Business School   Universitat Ramon Llull	ES	82.7
22	The Hong Kong University of Science and Technology (HKUST)	HK	82.1
23	University of Chicago	US	82
24	The University of Warwick	GB	81.7
25	IESE Business School   Universidad de Navarra	ES	81.3
26	The University of Melbourne	AU	81.1
27	University of Michigan-Ann Arbor	US	80.8
28	IE University	ES	80.4
29	University of California, Los Angeles (UCLA)	US	79.9
30	University of St Gallen (HSG)	CH	79.5
31	Tsinghua University	CN	79.4
32	The University of Manchester	GB	79.3
33	ESSEC Business School, Paris	FR	79.2
34	Imperial College London	GB	79
35	Peking University	CN	78.9
36=	Shanghai Jiao Tong University	CN	78.6
36=	Tecnológico de Monterrey (ITESM)	MX	78.6
38=	Singapore Management University	SG	78.4
38=	University of Toronto	CA	78.4
40	The University of New South Wales (UNSW)	AU	78.3
41	Seoul National University (SNU)	KR	78.1
42	WU (Vienna University of Economics and Business)	AT	77.9
43	The University of Sydney	AU	77.4
44	University of Hong Kong (HKU)	HK	77.3
45=	Monash University	AU	77.1
45=	University of British Columbia	CA	77.1
47	Cornell University	US	76.8
48	Korea University	KR	76.7
49	Duke University	US	76.1
50	Fudan University	CN	75.5

Communication & Media Studies

2021 Rank	Institution	Location	Overall
1	University of Amsterdam	NL	97
2	University of Southern California	US	94.7
3	London School of Economics and Political Science (LSE)	GB	94.3
4	University of Texas at Austin	US	93.7
5	Stanford University	US	93
6	Nanyang Technological University (NTU)	SG	91.3
7	New York University (NYU)	US	89.9
8	University of Pennsylvania	US	89.8
9	University of Wisconsin-Madison	US	89.7
10	University of California, Berkeley (UCB)	US	89
11	The Chinese University of Hong Kong (CUHK)	HK	88.8
12	Goldsmiths, University of London	GB	88.6
13	Massachusetts Institute of Technology (MIT)	US	88.1
14	Michigan State University	US	88
15	Northwestern University	US	87.4
16=	Queensland University of Technology (QUT)	AU	87.1
16=	University of Zurich	CH	87.1
18=	Columbia University	US	86.6
18=	University of California, Los Angeles (UCLA)	US	86.6
20	University of Michigan-Ann Arbor	US	86.3
21	National University of Singapore (NUS)	SG	85.8
22	The University of Sydney	AU	85.4
23	King's College London (KCL)	GB	85.2
24	Universität Wien	AT	84.9
25=	Ludwig-Maximilians-Universität München	DE	84.8
25=	University of California, Santa Barbara (UCSB)	US	84.8
27	University of Hong Kong (HKU)	HK	84.6
28=	Cardiff University	GB	84.4
28=	Cornell University	US	84.4
28=	Ohio State University	US	84.4
31	University of Illinois at Urbana-Champaign	US	84.3
32	University of Leeds	GB	84
33	Yale University	US	82.7
34=	Seoul National University (SNU)	KR	82.6
34=	University of Copenhagen	DK	82.6
34=	University of Toronto	CA	82.6
37	University of North Carolina, Chapel Hill	US	82.5
38=	Pennsylvania State University	US	82.3
38=	University of Missouri, Columbia	US	82.3
40	Aarhus University	DK	82.2
41	RMIT University	AU	81.6
42	University of Washington	US	81.4
43	The University of Melbourne	AU	81.3
44=	City University of Hong Kong	HK	81.1
44=	UCL (University College London)	GB	81.1
46=	Freie Universität Berlin	DE	81
46=	McGill University	CA	81
48=	Indiana University Bloomington	US	80.9
48=	University of British Columbia	CA	80.9
50=	City, University of London	GB	80.8
50=	Tampere University	FI	80.8
50=	University of Westminster	GB	80.8

Development Studies

2021 Rank	Institution	Location	Overall
1	University of Sussex	GB	96.3
2	University of Oxford	GB	92.4
3=	Harvard University	US	91.6
3=	London School of Economics and Political Science (LSE)	GB	91.6
5	SOAS - School of Oriental and African Studies, University of London	GB	90
6	University of Cambridge	GB	88.7
7	University of California, Berkeley (UCB)	US	86.4
8	Stanford University	US	85.1
9	University of East Anglia (UEA)	GB	84.1
10	University of Cape Town	ZA	83.9
11	The University of Manchester	GB	83.8
12	Erasmus University Rotterdam	NL	83.3
13	Wageningen University	NL	82.5
14	University of California, Los Angeles (UCLA)	US	82.1
15	Australian National University (ANU)	AU	81.5
16	Columbia University	US	81.4
17=	Georg-August-Universität Göttingen	DE	81
17=	University of Copenhagen	DK	81
19	Cornell University	US	80.8
20	University of Chicago	US	80.3
21	The University of Melbourne	AU	80.2
22	Princeton University	US	79.9
23	The University of Tokyo	JP	79.2
24	University of Amsterdam	NL	79.1
25	University of Hong Kong (HKU)	HK	79
26	University of Edinburgh	GB	78.9
27	University of The Witwatersrand	ZA	78.1
28	Leiden University	NL	77
29	University of British Columbia	CA	76.4
30	University of Toronto	CA	76.1
31	King's College London (KCL)	GB	75.4
32	Lund University	SE	75.2
33=	McGill University	CA	74.5
33=	Universidad Nacional Autónoma de México (UNAM)	MX	74.5
33=	University of Leeds	GB	74.5
36	Duke University	US	74.2
37=	The University of Sydney	AU	74
37=	Université Paris 1 Panthéon-Sorbonne	FR	74
39=	Sciences Po Paris	FR	73.7
39=	University of California, Davis (UCD)	US	73.7
41	Utrecht University	NL	73.6
42	University of Massachusetts, Amherst	US	73.5
43	Michigan State University	US	73
44	The University of Sheffield	GB	72.9
45	Makerere University	UG	72.8
46	Universidad de Los Andes Colombia	CO	72.6
47	University of Oslo	NO	72.5
48	Uppsala University	SE	72.4
49	University of Ghent	BE	71.9
50=	Arizona State University	US	71.6
50=	University of Delhi	IN	71.6

# RANKED AMONG INDIA'S TOP 50 UNIVERSITIES IN THE NIRF RANKING FOR THE 5<sup>th</sup> CONSECUTIVE YEAR



**SATHYABAMA**

INSTITUTE OF SCIENCE AND TECHNOLOGY  
(DEEMED TO BE UNIVERSITY)



**ARIIA**  
ATAL RANKING OF INSTITUTIONS  
ON INNOVATION ACHIEVEMENTS

Ranked Among the Top 5 Private Universities in the  
Country for Innovation in ARIIA Ranking 2020

Secured 39<sup>th</sup> Rank in the  
NIRF Ranking 2020



## ENGINEERING COURSES

- AERONAUTICAL
- AUTOMOBILE
- BIOMEDICAL
- BIOTECHNOLOGY
- CHEMICAL
- CIVIL
- INFORMATION TECHNOLOGY
- COMPUTER SCIENCE
- COMPUTER SCIENCE IN ARTIFICIAL INTELLIGENCE
- COMPUTER SCIENCE IN IOT
- COMPUTER SCIENCE IN DATA SCIENCE
- ELECTRONICS AND COMMUNICATION
- ELECTRICAL AND ELECTRONICS
- ELECTRONICS AND INSTRUMENTATION
- MECHATRONICS
- MECHANICAL
- ARCHITECTURE
- INTERIOR DESIGN

## ARTS AND SCIENCE

- B.B.A
- B.Com
- B.A - ENGLISH
- B.Sc. - VISUAL COMMUNICATION
- B.Sc - PHYSICS
- B.Sc - CHEMISTRY
- B.S - MATHEMATICS
- B.Sc - COMPUTER SCIENCE
- B.Sc - COMPUTER SCIENCE IN ARTIFICIAL INTELLIGENCE
- B.Sc. - PSYCHOLOGY
- B.Sc. - FASHION DESIGN
- B.Sc. - BIOCHEMISTRY
- B.Sc. - BIOTECHNOLOGY
- B.Sc. - BIO-INFORMATICS AND DATA SCIENCE
- B.Sc - MICROBIOLOGY
- M.A. - ENGLISH
- M.Sc - PHYSICS
- M.Sc - MATHEMATICS
- M.Sc - VISUAL COMMUNICATION
- M.Sc. - CHEMISTRY
- M.Sc. - BIO-INFORMATICS AND DATA SCIENCE
- M.Sc. - MEDICAL BIOTECHNOLOGY AND CLINICAL RESEARCH

## LAW

- L.L.B • B.A. LL.B. (HONS)
- B.COM,LL.B (HONS.) • B.B.A,LL.B (HONS.)

## PHARMACY

- B. PHARMACY ( 4 YEARS)
- D. PHARMACY ( 2 YEARS)

## NURSING

- B.SC NURSING

## B.D.S / M.D.S

NEET - 2020 Qualified Candidates apply on  
[www.mcc.nic.in](http://www.mcc.nic.in)

## Ph.D (Full/Part Time)

Applications are invited

## ALLIED HEALTH SCIENCES

- B.SC. CLINICAL NUTRICIAN AND DIETICIAN
- B.SC. MEDICAL LABORATORY TECHNOLOGY

## PG Courses

- M.B.A
- APPLIED ELECTRONICS
- POWER ELECTRONICS & INDUSTRIAL DRIVES
- EMBEDDED SYSTEMS & IOT
- COMPUTER SCIENCE AND ENGINEERING
- COMPUTER AIDED DESIGN
- STRUCTURAL ENGINEERING
- MEDICAL INSTRUMENTATION
- BIOTECHNOLOGY
- BIOPHARMACEUTICAL TECHNOLOGY
- BUILDING MANAGEMENT
- SUSTAINABLE ARCHITECTURE

ADMISSIONS OPEN

TOLL FREE NUMBER: 1800 425 1770

RAJIV GANDHI SALAI, JEPPIAAR NAGAR,  
CHENNAI - 600 119, TAMILNADU, INDIA

Admission Office : **99400 58263**  
**99401 68007**

[www.sathyabama.ac.in](http://www.sathyabama.ac.in)

Economics & Econometrics

2021 Rank	Institution	Location	Overall
1	Massachusetts Institute of Technology (MIT)	US	97.7
2	Harvard University	US	97.4
3	Stanford University	US	92.6
4	Princeton University	US	91.1
5	University of California, Berkeley (UCB)	US	90.6
6	London School of Economics and Political Science (LSE)	GB	90.3
7	University of Chicago	US	89.9
8	Yale University	US	88.7
9	University of Oxford	GB	88.5
10	University of Cambridge	GB	87.6
11	Columbia University	US	86.3
12	New York University (NYU)	US	86.2
13	University of Pennsylvania	US	85.1
14	Northwestern University	US	84.6
15	University of California, Los Angeles (UCLA)	US	84
16	UCL (University College London)	GB	82.7
17	National University of Singapore (NUS)	SG	82
18	Università Commerciale Luigi Bocconi	IT	81.6
19	University of Michigan-Ann Arbor	US	80.5
20	University of California, San Diego (UCSD)	US	79.6
21	Duke University	US	79.5
22	University of Toronto	CA	79.3
23	University of British Columbia	CA	79.2
24	Peking University	CN	79.1
25=	The University of Warwick	GB	78.5
25=	Tsinghua University	CN	78.5
27	The Hong Kong University of Science and Technology (HKUST)	HK	78
28=	Boston University	US	77.2
28=	Tilburg University	NL	77.2
30=	The University of Melbourne	AU	77.1
30=	The University of Tokyo	JP	77.1
30=	University of Zurich	CH	77.1
33=	Australian National University (ANU)	AU	76.6
33=	London Business School	GB	76.6
35=	Cornell University	US	76.5
35=	ETH Zurich (Swiss Federal Institute of Technology)	CH	76.5
35=	Monash University	AU	76.5
38=	California Institute of Technology (Caltech)	US	76.4
38=	The University of Sydney	AU	76.4
40=	Paris School of Economics	FR	76
40=	Universität Mannheim	DE	76
42	The University of New South Wales (UNSW)	AU	75.9
43	Erasmus University Rotterdam	NL	75.7
44	Brown University	US	75.5
45=	Nanyang Technological University (NTU)	SG	75.4
45=	Seoul National University (SNU)	KR	75.4
47	Universidad Carlos III de Madrid	ES	75.2
48	The Chinese University of Hong Kong (CUHK)	HK	75.1
49	University of Hong Kong (HKU)	HK	75
50=	Ludwig-Maximilians-Universität München	DE	74.4
50=	University of California, Davis (UCD)	US	74.4

Education

2021 Rank	Institution	Location	Overall
1	UCL Institute of Education   University College London	GB	95.2
2	Harvard University	US	90.8
3	University of Toronto	CA	90.5
4	University of Oxford	GB	89.9
5	Stanford University	US	89.6
6	University of Cambridge	GB	87.6
7	University of Hong Kong (HKU)	HK	86.4
8	University of California, Berkeley (UCB)	US	85.4
9	Nanyang Technological University (NTU)	SG	84.7
10	University of British Columbia	CA	84.5
11	Columbia University	US	84.3
12	University of California, Los Angeles (UCLA)	US	83.4
13	University of Wisconsin-Madison	US	82.5
14	The University of Melbourne	AU	82.1
15	Monash University	AU	82
16	The Education University of Hong Kong	HK	81.8
17	University of Michigan-Ann Arbor	US	81.7
18	Johns Hopkins University	US	81.4
19	Michigan State University	US	81.2
20	University of Pennsylvania	US	80.8
21	Vanderbilt University	US	80.5
22=	University of Edinburgh	GB	80.2
22=	University of Helsinki	FI	80.2
24	Beijing Normal University	CN	80
25	The University of Sydney	AU	79.7
26	McGill University	CA	78.7
27	King's College London (KCL)	GB	78.6
28	National Taiwan Normal University	TW	78.2
29	The University of Auckland	NZ	77.4
30	The University of Queensland (UQ)	AU	76.8
31=	Deakin University	AU	76.6
31=	Pennsylvania State University	US	76.6
31=	The University of Manchester	GB	76.6
34	University of Bristol	GB	76.2
35	Utrecht University	NL	76
36	University of Washington	US	75.5
37	University of Amsterdam	NL	75
38=	Katholieke Universiteit Leuven	BE	74.9
38=	Seoul National University (SNU)	KR	74.9
38=	University of Glasgow	GB	74.9
41=	Maastricht University	NL	74.6
41=	New York University (NYU)	US	74.6
41=	University of Illinois at Urbana-Champaign	US	74.6
44=	University of Chicago	US	74.5
44=	University of Texas at Austin	US	74.5
44=	University of Twente	NL	74.5
47=	Pontificia Universidad Católica de Chile	CL	74.4
47=	The Chinese University of Hong Kong (CUHK)	HK	74.4
49	Universidad Nacional Autónoma de México (UNAM)	MX	74.3
50	The University of Nottingham	GB	74.2

Hospitality & Leisure Management

2021 Rank	Institution	Location	Overall
1	Ecole hôtelière de Lausanne	CH	99.4
2	University of Nevada - Las Vegas	US	89.1
3	Glion Institute of Higher Education	CH	83.8
4	Les Roches Global Hospitality Education	CH	83.6
4	SHMS - Swiss Hotel Management School	CH	83.5
5	Hotelschool The Hague	NL	79.2
6	Hotel Institute Montreux - HIM	CH	78.6
7	Cesar Ritz Colleges	CH	77.4
8	Culinary Arts Academy Switzerland	CH	71.7
9	The Hong Kong Polytechnic University	HK	70.6
10	IHTTI, School of Hotel Management	CH	70.2
11	University of Surrey	GB	69.5
12	Cornell University   School of Hotel Administration	US	68.7
13	Hotel and Tourism Management Institute, Switzerland	CH	68.5
14	Oxford Brookes University	GB	66.8
15	IMI-Luzern - International Hotel Management School, Switzerland	CH	66.3
16	Bournemouth University	GB	65.7
17	Taylor's University	MY	64.3
19	Hotel School Vatel	FR	62.5
20	Pennsylvania State University   School of Hospitality Management	US	61.3
21	Griffith University	AU	60.1
22	Virginia Polytechnic Institute (Virginia Tech)	US	60
23	NHTV Breda University of Applied Sciences	NL	59.5
24	Escuela Universitaria de hosteleria y turismo de Sant Pol de Mar	ES	59.4
25	University of Florida	US	59.3
26	Blue Mountains International Hotel Management School (BMIHMS)	AU	59.1
27=	Nanyang Technological University (NTU)	SG	58.6
27=	University of Central Florida	US	58.6
29	Michigan State University	US	58.1
30	Macao Institute for Tourism Studies (IFTM)	MO	58
31=	The University of Queensland (UQ)	AU	57.4
31=	University of Houston	US	57.4
33	Texas A&M University	US	56.8
34	Florida State University	US	56.5
35=	Florida International University	US	54.7
35=	Purdue University	US	54.7
37=	Universidade de São Paulo (USP)	BR	54.6
37=	University of Massachusetts, Amherst	US	54.6
39	University of South Florida	US	54.4
40=	Ecole Hoteliere de Geneve	CH	54.2
40=	Sejong University	KR	54.2
42	Kyung Hee University	KR	54.1
43	SAIT Polytechnic - School of Hospitality and Tourism	CA	54
44=	Swiss School of Tourism and Hospitality (SSTH)	CH	53.8
44=	University of Calgary	CA	53.8
46	Washington State University	US	53.5
47	Zhejiang University	CN	53.3
48	Sun Yat-sen University	CN	52.7
49	Universitat Ramon Llull	ES	52.5
50=	Clemson University	US	52.3
50=	National Kaohsiung University of Hospitality and Tourism	TW	52.3

Law

2021 Rank	Institution	Location	Overall
1	Harvard University	US	99.9
2	University of Oxford	GB	96.7
3	University of Cambridge	GB	96.4
4	Yale University	US	94
5	Stanford University	US	92.4
6	London School of Economics and Political Science (LSE)	GB	89.9
7	Columbia University	US	88.9
8	New York University (NYU)	US	88.6
9	University of California, Berkeley (UCB)	US	88.1
10	National University of Singapore (NUS)	SG	86.3
11=	The University of Melbourne	AU	86.2
11=	University of Chicago	US	86.2
13	The University of New South Wales (UNSW)	AU	83.9
14	The University of Sydney	AU	83.2
15	UCL (University College London)	GB	83.1
16	King's College London (KCL)	GB	82.8
17=	Australian National University (ANU)	AU	82.2
17=	University of Toronto	CA	82.2
19	Georgetown University	US	82.1
20	Université Paris 1 Panthéon-Sorbonne	FR	82
21=	The University of Tokyo	JP	81.3
21=	University of Hong Kong (HKU)	HK	81.3
23	University of Edinburgh	GB	81
24	Leiden University	NL	80.9
25	McGill University	CA	80
26	University of California, Los Angeles (UCLA)	US	79.8
27	Tsinghua University	CN	79.6
28	Peking University	CN	79.4
29	Queen Mary University of London (QMUL)	GB	79.1
30	University of Michigan-Ann Arbor	US	78.9
31	University of Pennsylvania	US	77.9
32	Duke University	US	77.7
33	Seoul National University (SNU)	KR	77
34	Universidad Nacional Autónoma de México (UNAM)	MX	76.7
35=	Katholieke Universiteit Leuven	BE	76.6
35=	University of Amsterdam	NL	76.6
37	Pontificia Universidad Católica de Chile	CL	76
38	Cornell University	US	75.8
39	Humboldt-Universität zu Berlin	DE	75.7
40	Monash University	AU	75.6
41	Ludwig-Maximilians-Universität München	DE	75.5
42	University of British Columbia	CA	75.3
43	The University of Queensland (UQ)	AU	74.9
44	Universidad de Buenos Aires	AR	74.7
45	Universidad de Los Andes Colombia	CO	74.4
46=	Universidade de São Paulo (USP)	BR	74.3
46=	University of Virginia	US	74.3
48	The Chinese University of Hong Kong (CUHK)	HK	73.8
49	Northwestern University	US	73.7
50	Durham University	GB	73.4

Library & Information Management

2021 Rank	Institution	Location	Overall
1	The University of Sheffield	GB	95.4
2	University of North Carolina, Chapel Hill	US	89.2
3	University of Illinois at Urbana-Champaign	US	88
4	University of Toronto	CA	85.4
5	University of Washington	US	84.4
6	Indiana University Bloomington	US	82.5
7	University of British Columbia	CA	80.8
8=	Syracuse University	US	80.1
8=	University of California, Berkeley (UCB)	US	80.1
10	McGill University	CA	78.8
11	Rutgers - The State University of New Jersey, New Brunswick	US	78.4
12	University of Maryland, College Park	US	78.3
13	University of Pittsburgh	US	76.5
14	Loughborough University	GB	76.4
15=	University of Texas at Austin	US	75.2
15=	Western University	CA	75.2
17	University of Michigan-Ann Arbor	US	74.8
18	Nanyang Technological University (NTU)	SG	74.5
19	UCL (University College London)	GB	73.9
20	Wuhan University	CN	73.4
21=	City, University of London	GB	71.1
21=	Tampere University	FI	71.1
23	Université de Montréal	CA	70.5
24	University College of Borås	SE	70.4
25	Victoria University of Wellington	NZ	68.7
26	University of Arizona	US	68.6
27	University of Technology Sydney (UTS)	AU	67.2
28	University of Amsterdam	NL	66.6
29	Sungkyunkwan University	KR	66.5
30	University of Southern California	US	66.4
31	University of Strathclyde	GB	66
32	Universiti Malaya (UM)	MY	65.4
33	University of Wisconsin Milwaukee	US	64.7
34	Peking University	CN	64
35=	Humboldt-Universität zu Berlin	DE	63.9
35=	University at Buffalo SUNY	US	63.9
37=	Universitat de Barcelona (UB)	ES	63.5
37=	University of California, Los Angeles (UCLA)	US	63.5
39	Universidad Carlos III de Madrid	ES	62.9
40=	Monash University	AU	62.4
40=	RMIT University	AU	62.4
40=	University of Tsukuba	JP	62.4
43=	Drexel University	US	62.3
43=	Erasmus University Rotterdam	NL	62.3
45=	Cornell University	US	62.1
45=	University College Dublin (UCD)	IE	62.1
47=	McMaster University	CA	62
47=	University of Wisconsin-Madison	US	62
49	University of Porto	PT	61.1
50=	Nanjing University	CN	60.5
50=	University of California, San Francisco (UCSF)	US	60.5

Politics & International Studies

2021 Rank	Institution	Location	Overall
1	Harvard University	US	93.3
2	Sciences Po Paris	FR	90.8
3	University of Oxford	GB	89.6
4	Princeton University	US	87.9
5	London School of Economics and Political Science (LSE)	GB	86
6	University of Cambridge	GB	84.9
7	Stanford University	US	84.6
8	Yale University	US	83.5
9	Australian National University (ANU)	AU	80.8
10=	National University of Singapore (NUS)	SG	80.5
10=	University of California, Berkeley (UCB)	US	80.5
12	Georgetown University	US	79.1
13	Columbia University	US	78.6
14=	Massachusetts Institute of Technology (MIT)	US	75.5
14=	New York University (NYU)	US	75.5
16	University of California, San Diego (UCSD)	US	74.9
17=	King's College London (KCL)	GB	74.5
17=	University of California, Los Angeles (UCLA)	US	74.5
19	University of Chicago	US	74.3
20	Freie Universität Berlin	DE	73.8
21	SOAS - School of Oriental and African Studies, University of London	GB	72.3
22	Leiden University	NL	71.9
23	George Washington University	US	70.6
24	Cornell University	US	70.3
25	Central European University	HU	70.1
26	University of Amsterdam	NL	69.9
27	University of Toronto	CA	69.8
28	University of Michigan-Ann Arbor	US	69.6
29=	The University of Tokyo	JP	69.5
29=	University of Hong Kong (HKU)	HK	69.5
31	Nanyang Technological University (NTU)	SG	69.1
32	Johns Hopkins University	US	68.5
33=	Tsinghua University	CN	68.3
33=	University of Copenhagen	DK	68.3
35	Fudan University	CN	68.1
36	McGill University	CA	68
37	ETH Zurich (Swiss Federal Institute of Technology)	CH	67.6
38	Peking University	CN	67.5
39	Duke University	US	67.2
40	European University Institute	IT	66.7
41	Moscow State Institute of International Relations (MGIMO University)	RU	66.5
42	UCL (University College London)	GB	66.4
43	University of British Columbia	CA	66.3
44	The University of Sydney	AU	66.2
45	National Research University - Higher School of Economics (HSE)	RU	66.1
46=	Seoul National University (SNU)	KR	65.7
46=	The University of Melbourne	AU	65.7
48=	Luiss Guido Carli University	IT	65.2
48=	University of Essex	GB	65.2
50	Universidade de São Paulo (USP)	BR	64.4

**MBA**s  
POSTGRADUATE

# More than Leaders

MBA FULL TIME

EXECUTIVE MBA

GLOBAL MBA

INTERNATIONAL MBA



**THE WORLD IS WAITING FOR A CHANGE.  
WAITING CEOs BY ESIC.**

INTERNATIONAL VISION

GLOBAL AND SOCIAL IMPACT

DIGITAL THINKING

DISRUPTIVE THINKING

MARKETING BY ESIC

ETHICS AND RESPONSIBILITY

[esic.edu/mbas](https://esic.edu/mbas)

 **ESIC**  
BUSINESS & MARKETING SCHOOL

*Transforming people*



Social Policy & Administration

2021 Rank	Institution	Location	Overall
1	Harvard University	US	99.5
2	University of Oxford	GB	96.2
3	London School of Economics and Political Science (LSE)	GB	95
4	National University of Singapore (NUS)	SG	94.7
5	University of Cambridge	GB	93.4
6	Stanford University	US	91.8
7	University of California, Berkeley (UCB)	US	91.6
8	Massachusetts Institute of Technology (MIT)	US	89.3
9	Johns Hopkins University	US	87.1
10	Columbia University	US	86.1
11	Seoul National University (SNU)	KR	85.3
12=	Australian National University (ANU)	AU	85.2
12=	The University of Tokyo	JP	85.2
14	The University of Melbourne	AU	85.1
15	University of Edinburgh	GB	85
16=	Syracuse University	US	84.9
16=	University of Chicago	US	84.9
18	University of California, Los Angeles (UCLA)	US	84.3
19	Princeton University	US	84
20	University of Michigan-Ann Arbor	US	83.5
21	Sciences Po Paris	FR	83.3
22	University of York	GB	83.2
23	University of Hong Kong (HKU)	HK	82.9
24	Peking University	CN	82.7
25	Indiana University Bloomington	US	82.5
26	University of Amsterdam	NL	82.3
27	Georgetown University	US	81.7
28=	UCL (University College London)	GB	81.6
28=	University of Bristol	GB	81.6
30	University of Southern California	US	81.5
31	University of Toronto	CA	81.2
32	Katholieke Universiteit Leuven	BE	80.3
33	The University of Sydney	AU	80.2
34=	Leiden University	NL	79.6
34=	Sungkyunkwan University	KR	79.6
36	Utrecht University	NL	79.3
37	Freie Universität Berlin	DE	79.1
38	Korea University	KR	78.6
39	City University of Hong Kong	HK	78.5
40	Stockholm University	SE	78
41	Fudan University	CN	77.7
42	The Chinese University of Hong Kong (CUHK)	HK	77.4
43	University of British Columbia	CA	77.3
44	Yonsei University	KR	77.2
45	University of Birmingham	GB	77
46	New York University (NYU)	US	76.9
47	Sun Yat-sen University	CN	76.8
48	King's College London (KCL)	GB	76.6
49	Tsinghua University	CN	76.5
50	ETH Zurich (Swiss Federal Institute of Technology)	CH	76.4

Sociology

2021 Rank	Institution	Location	Overall
1	Harvard University	US	99.9
2	University of Oxford	GB	96.5
3	London School of Economics and Political Science (LSE)	GB	95.4
4	University of California, Berkeley (UCB)	US	94.7
5	Stanford University	US	94.2
6	National University of Singapore (NUS)	SG	92.5
7	University of Cambridge	GB	92.2
8	University of California, Los Angeles (UCLA)	US	90.5
9	University of Chicago	US	90
10	University of Wisconsin-Madison	US	89.9
11=	Princeton University	US	89.7
11=	Yale University	US	89.7
13=	Australian National University (ANU)	AU	89.4
13=	University of Amsterdam	NL	89.4
15	Columbia University	US	89.3
16	New York University (NYU)	US	87.6
17	University of Michigan-Ann Arbor	US	86.9
18	University of Toronto	CA	84.6
19	The University of Melbourne	AU	84.2
20	UCL (University College London)	GB	83.4
21	Peking University	CN	83.2
22	Freie Universität Berlin	DE	82.9
23	The University of Tokyo	JP	81.9
24=	Cornell University	US	81.7
24=	Humboldt-Universität zu Berlin	DE	81.7
26	The University of Sydney	AU	81.6
27	The University of Manchester	GB	81.3
28=	Duke University	US	81.2
28=	University of Hong Kong (HKU)	HK	81.2
30	Sciences Po Paris	FR	81
31	University of Edinburgh	GB	80.7
32	University of British Columbia	CA	80.4
33	Seoul National University (SNU)	KR	79.7
34	University of North Carolina, Chapel Hill	US	79.6
35=	Universidad Nacional Autónoma de México (UNAM)	MX	79.3
35=	University of Copenhagen	DK	79.3
37=	Stockholm University	SE	78.7
37=	The Chinese University of Hong Kong (CUHK)	HK	78.7
39=	Goldsmiths, University of London	GB	78.6
39=	King's College London (KCL)	GB	78.6
41	McGill University	CA	78.3
42	Utrecht University	NL	78.2
43	Massachusetts Institute of Technology (MIT)	US	77.3
44	Ecole des Hautes Etudes en Sciences Sociales (EHESS)	FR	77.1
45	Monash University	AU	76.7
46=	The University of Queensland (UQ)	AU	76.3
46=	University of Oslo	NO	76.3
48=	University of Essex	GB	76.2
48=	University of Texas at Austin	US	76.2
50	National Research University - Higher School of Economics (HSE)	RU	75.7

Sports-related Subjects

2021 Rank	Institution	Location	Overall
1	Loughborough University	GB	96.8
2	The University of Queensland (UQ)	AU	91.9
3	The University of Sydney	AU	91.4
4	University of British Columbia	CA	91.1
5	University of Toronto	CA	89.9
6	Deakin University	AU	88.8
7=	The University of Melbourne	AU	86.8
7=	University of Bath	GB	86.8
9	University of Alberta	CA	86
10	University of Florida	US	85.8
11	University of Copenhagen	DK	85.5
12	University of Birmingham	GB	84.8
13	University of Exeter	GB	84.6
14	University of Otago	NZ	84.4
15=	Liverpool John Moores University	GB	83.8
15=	Seoul National University (SNU)	KR	83.8
17=	Pennsylvania State University	US	83.6
17=	University of Michigan-Ann Arbor	US	83.6
19	McMaster University	CA	83.5
20	UCL (University College London)	GB	83.2
21=	Ohio State University	US	82.9
21=	University of Edinburgh	GB	82.9
23	Katholieke Universiteit Leuven	BE	82.8
24	Griffith University	AU	82.5
25	University of Calgary	CA	81.9
26	University of Massachusetts, Amherst	US	81.7
27	Auckland University of Technology	NZ	81.5
28	The University of Western Australia (UWA)	AU	81.2
29	University of Technology Sydney (UTS)	AU	81
30	Edith Cowan University (ECU)	AU	80.8
31	Western University	CA	80.7
32	Nanyang Technological University (NTU)	SG	80.5
33	Victoria University	AU	80.4
34	University College Dublin (UCD)	IE	80.3
35	The University of Manchester	GB	80.2
36	University of Hong Kong (HKU)	HK	79.9
37=	La Trobe University	AU	79.8
37=	The University of New South Wales (UNSW)	AU	79.8
39	University of North Carolina, Chapel Hill	US	79.4
40	University of Ottawa	CA	79.2
41=	National University of Singapore (NUS)	SG	79.1
41=	Waseda University	JP	79.1
43	The University of Auckland	NZ	78.8
44	Texas A&M University	US	78.7
45=	McGill University	CA	78.6
45=	University of Jyväskylä	FI	78.6
47	University of Ghent	BE	78.1
48	University of Southern California	US	78
49	Australian Catholic University	AU	77.9
50	National Taiwan University (NTU)	TW	77.7

Statistics & Operational Research

2021 Rank	Institution	Location	Overall
1	Massachusetts Institute of Technology (MIT)	US	96.3
2	Harvard University	US	92.1
3	Stanford University	US	91.9
4	ETH Zurich (Swiss Federal Institute of Technology)	CH	91.7
5	University of Oxford	GB	90.2
6	University of Cambridge	GB	90.1
7	University of California, Berkeley (UCB)	US	89.4
8	National University of Singapore (NUS)	SG	87.7
9	Georgia Institute of Technology (Georgia Tech)	US	86.3
10	Imperial College London	GB	85.8
11=	Carnegie Mellon University	US	84.6
11=	Columbia University	US	84.6
13	University of Toronto	CA	84.3
14	Princeton University	US	84.2
15	University of Michigan-Ann Arbor	US	82.7
16	Tsinghua University	CN	82.4
17=	Cornell University	US	81.7
17=	University of California, Los Angeles (UCLA)	US	81.7
19	University of Pennsylvania	US	81.5
20	Université PSL (Paris Sciences & Lettres)	FR	81.2
21	The University of Warwick	GB	80.8
22	University of Wisconsin-Madison	US	80.6
23	University of Chicago	US	80.5
24=	Katholieke Universiteit Leuven	BE	80.4
24=	University of Washington	US	80.4
26	London School of Economics and Political Science (LSE)	GB	79.8
27	The University of Tokyo	JP	79.4
28	UCL (University College London)	GB	78.9
29	Eindhoven University of Technology	NL	78.7
30	Université de Montréal	CA	78.6
31=	Erasmus University Rotterdam	NL	78.5
31=	Peking University	CN	78.5
33	University of Southampton	GB	78.4
34	Duke University	US	78.3
35	Northwestern University	US	77.5
36	The University of Melbourne	AU	77.1
37	University of British Columbia	CA	77
38	Delft University of Technology	NL	76.8
39	Seoul National University (SNU)	KR	76.5
40	Technische Universität München	DE	76.4
41	Nanyang Technological University (NTU)	SG	76.2
42	Yale University	US	76.1
43	Shanghai Jiao Tong University	CN	75.8
44	Johns Hopkins University	US	75.7
45	The University of Manchester	GB	75.5
46	Purdue University	US	75.4
47	The Hong Kong University of Science and Technology (HKUST)	HK	75
48	University of Hong Kong (HKU)	HK	74.8
49=	Rheinisch-Westfälische Technische Hochschule Aachen	DE	74.7
49=	Texas A&M University	US	74.7

# Northern Border University

LEADERSHIP AND EXCELLENCE IN THE FIELDS OF EDUCATION AND SCIENTIFIC RESEARCH TO ACHIEVE COMMUNITY DEVELOPMENT WITH INTERNATIONAL STANDARDS

The Northern Border University (NBU) in the Kingdom of Saudi Arabia was established by The Custodian of the Two Holy Mosques, King Abdullah Bin Abdulaziz during his visit to the Northern Border Region in 2007 (1428 H).

The College of Sciences in Arar, which had been affiliated with King Abdulaziz University, was amalgamated into the newly established University and later the Teachers' College.

A number of colleges in Rafha, Turaif and Al-Uwaygilah Governorates were also amalgamated into the University; these colleges together formed the Northern Border University. Several Colleges were inaugurated after the establishment of the University including the Colleges of Medicine, Engineering, Computer Science, Pharmacy, Nursing,

Administration and Medical Sciences, and Social Sciences

Qualifying distinguished scientific personnel to contribute to the development of the knowledge community through well-educated and experienced faculty members; preparing qualified administrative and technical staff; developing academically accredited programs, building a holistic infrastructure (laboratories, classrooms, library halls, digital resources); and creating a motivating research environment that meets the researchers' competence.

NBU colleges include:

- College of Medicine
- College of Applied Medical Sciences
- College of Pharmacy in Rafha
- College of Nursing

- College of Engineering
- College of Sciences
- College of Business Administration
- College of Arts and Education in Arar
- College of Home Economics (female)
- College of Computer Science and Information Technology
- College of Sciences and Arts in Rafha
- Community College in Arar
- Community College in Rafha
- Community College in Turaif
- College of Sciences and Arts in Turaif
- College of Sciences and Arts in Al-Uwaygilah (female)

Discover more at [nbu.edu.sa](http://nbu.edu.sa)



# Student Recruitment Events Go Virtual

HOW RECRUITMENT EVENTS ARE A PART OF STRONG RECRUITMENT STRATEGY

By Amity Bacon,  
Content Marketing Manager, QS Digital & Events





Prior to the coronavirus sweeping through every region of the world, student recruitment was a more physical endeavour —it involved in-person interviews, on-campus meetings and tours, and several events throughout the year where representatives could guide students towards the right program or course for their needs. Students were able to access a wide range of physical touchpoints when researching and connecting with institutions.

Face-to-face interactions offered prospective students a chance to “see” in very immediate terms what they could expect from the student experience, from accommodations to campus events and more.

Before the pandemic, a typical student recruitment fair with QS was an immersive experience, with panel discussions and speaking events, representatives showcasing their brand at booths, as well as professional resumé consultants, application workshops, and QS staff guiding students towards institutions of interest.

For QS Connect events, students arrived for pre-arranged, one-on-one meetings with college or university representatives after a QS counsellor had matched them with institutions that met their unique background and interests.

As higher education remains a major and oftentimes emotional investment, prospective students continue to seek out personalised experiences to come to a decision—with personal interactions holding the key. The potential to make lasting in-person connections with institutional representatives is therefore a strong component to any student's research journey.

Even as digital marketing and online community building through social media became an important facet of recruitment strategy before the pandemic, recruitment fairs have maintained their relevance as a highly influential marketing tool.

### The Challenge

As colleges and universities closed campuses due to the pandemic, virtual recruitment events needed to evolve alongside a new virtual landscape that had emerged.

Through 2021, deferments and delays to study plans became more commonplace,

with students increasingly expecting to begin their studies in 2022 or later.

---

***“As colleges and universities closed campuses due to the pandemic, virtual recruitment events needed to evolve alongside a new virtual landscape that had emerged.”***

---

QS ran a series of pulse surveys for international students to understand their study planning during the pandemic. Analysing data from February to November 2020, the number of students that planned to defer or delay their studies rose by 18 percent with over half (55 percent) choosing this option.

During that same nine-month period, just six percent of respondents were no longer wishing to study overseas, a number that declined from February to November. This indicated prospective international students were

deferring but not deterred from studying abroad.

When looking at QS client surveys, a similar picture emerged. It became clear overseas study was primarily impeded by travel restrictions, and that the desire to study internationally had not waned.

According to over 400 QS partners that were asked why they recruited fewer international students, 58 percent said it was because students were unable to travel to the institution's country, 43 percent of institutions said it was because these students were deferring their studies to the next academic year, and 43 percent said international students did not want to study online.

Additionally, 22 percent of QS partners listed international student recruitment as one of their top three priorities. 26 percent said geographic diversification was their key recruitment priority and 15 percent said building reputation globally was their key recruitment priority.

# AinShams University

Mega University Connecting History To Future Since 1950

**19**  
Faculties


**8**  
Campuses

**13**  
Hospitals

**5**  
Museums



+190 BACHELOR  
AND +600  
POSTGRADUATE  
DEGREES



Outstanding performance facing covid-19 pandemic through hospitals, reserch and 5 stars facilities

Home of the unique Luban Workshop, a Chinese-Egyptian collaboration linking engineering education to industry and the requirements of economic development

Offering one of the Strongest and most Unique Artificial intelligence Programs in the region

QS **STARS**  
RATING SYSTEM



For much more interesting info. visit:  
[asu.edu.eg](http://asu.edu.eg)



The recruitment needs of institutions largely remained unchanged: building brand awareness, engaging with relevant international applicants, and continuing to diversify student pipeline.

“Over 2020, the need for us to facilitate connections between prospective international students and higher education institutions has been critical,” says Claire Whittingham, Managing Director of QS Digital & Events.

“Potential students we spoke to were desperate for advice, while international student recruitment remained one of the top priorities for many

of our higher education partners.”

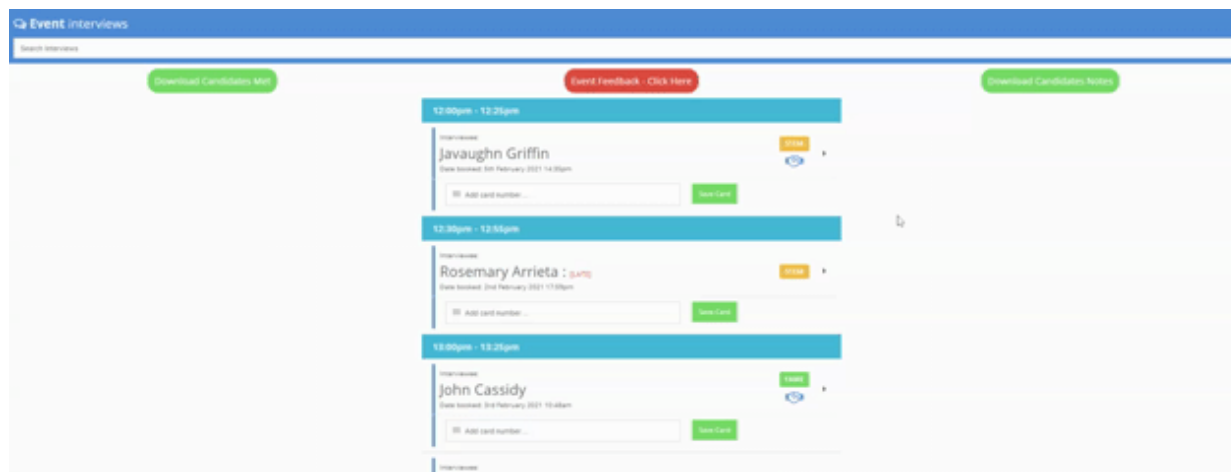
### Case Study

With COVID-19 diminishing the opportunity for students to travel both locally and globally, yet the drive for students and institutions to connect, QS quickly pivoted its approach to facilitate interactions within “the new normal.” The organisation moved its first physical event online within three days.

“Everyone was pointed in the same direction in terms of enhancing the online event experience,” says Simon Margolis, Head of Candidate Partnerships for Events.

“Our Connect events were able to see significant growth, with matched institutions and candidates realising the huge value in being able to meet virtually for in-depth, private conversations in a very similar way to a physical environment.”

The transformation enabled many benefits for attendees—the ease of attending a fair or Connect event online was the first for students. Rather than finding the time out of class or work to attend, then sorting out transportation logistics, students could attend QS fairs from the comfort of their own homes.







**London  
South Bank  
University**

EST 1892

**ASU**



**جامعة العلوم التطبيقية  
APPLIED SCIENCE UNIVERSITY**

معتمدة من مجلس التعليم العالي  
Accredited by the Higher Education Council



### College of Administrative Sciences



- Bachelor in Business Administration
- Bachelor in Accounting
- Bachelor in Accounting and Finance
- Bachelor in Management Information Systems
- Bachelor in Political Science
- Master in Business Administration
- Master in Human Resource Management
- Master in Accounting and Finance

### College of Arts and Science



- Bachelor in Computer Science
- Bachelor in Graphic Design
- Bachelor in Interior Design

### College of Law



- Bachelor in Law
- Master in Law
- Master in Commercial Law

### College of Engineering



- Bachelor Programmes in Architectural and Civil Engineering

JOINS US:



CONTACT US:  
 (+973) 17728777 / 16018888  
 66633770 [WWW.ASU.EDU.BH](http://WWW.ASU.EDU.BH)



# KYUNGP00K

NATIONAL UNIVERSITY



That same ease of use was clear for institution representatives as well. Without constraints such as high travel costs and accommodation or the stresses of navigating a new city, QS partners could sit at their home office and virtually meet anyone from any corner of the globe. In addition, institutions could much more easily bring alumni into the conversation, a major win for colleges and universities that wanted to highlight the student experience to prospects.

“In the past, I saw candidates spend over five hours to get to our events in person,” says Penny Russell, Head of Event Operations.

“Whereas now it is far more convenient and easier. We are now able to reach people in places we may not have been able to travel to, helping both candidates and clients grow further connections.”

Having carried out market research and testing various platforms for functionality and

flexibility, QS decided to use MeetYoo for its virtual fairs and Zoom for Connect events. The swift transformation of the business earned QS a Zoomtopia ‘Evolution of the Business Award,’ having successfully utilized Zoom for its Spring 2020 Connect events.

---

***“Now it is far more convenient and easier. We are now able to reach people in places we may not have been able to travel to, helping both candidates and clients grow further connections.”***

---

Many QS partners took to the new platform immediately.

“The platform was pretty intuitive, and we still had the same exceptional back-end system that provided important lead and prospect information which we loved so much in the past,” says fair client Zoe Wall, from the University of Melbourne.

By year’s end, the company held nearly 300 events that garnered over 83,000 student registrations and nearly 400 client bookings, having moved to an entirely virtual platform in less than three months.

To meet growing demand, QS expanded its counselling support for Connect events and provided more technical support to fair clients through the platform transition.

After the QS team further analysed candidate behaviours during both virtual fairs and Connect events, new trends began to emerge. For example, candidates began adopting a more consumption-focused approach to content, spending roughly 10 minutes in booths, yet nervous to initiate conversation during live, on-camera interactions.

Breaking down these barriers has been a significant focus for the Digital & Events team’s innovation program, where small product iterations have had the potential to unlock powerful engagement improvements for clients.

QS Digital & Events was now in a stronger position to review its event offerings as products needing continual iteration.

### Evolution and iteration

After the Digital & Events team had run an entire season of virtual events, the next phase was to develop an events innovation program focused on evolving the product offerings to ensure QS was delivering to the needs of both student and higher education stakeholders. This process involved testing new platform functionalities such as networking, short presentations, and other formats to not only support candidates in their discovery, but to enable informal conversations that had once seemed daunting online.

Evolutions of event were made by leaning into the value-add of the virtual space. Online platforms enabled the organisation to focus on regions instead of city-specific locations, tapping into surprising hotspots of high potential candidates outside

of the major cities typically covered in a virtual tour.

As a result, QS events gained a larger audience, and became more flexible in offering different timeframes. In North America, the Digital & Events team introduced two-minute video pitches at the start of fairs so students would have even further guidance in finding their right-fit institution.

Further product features were tested to increase engagement levels, and themed discussion rooms at fairs were introduced to enable small group, roundtable-style discussions. In addition, the QS team offered breakout booth presentations and network lounge spaces, which had proven to further casual conversation in trials by 290 percent.

QS also began better utilising its own qualified admissions consultants from QS Enrollment Solutions, helping prepare candidates for more meaningful conversations with partner institutions.



# THINK BIG

POSTECH, as **Korea's first research-oriented university**, was founded to conduct cutting-edge research and to raise global leaders.

Recognized for its excellence internationally, POSTECH has ranked as **world's third best small university** for two consecutive years.

Today, POSTECH is a **pioneer in groundbreaking research** and continues to be an entrepreneurial university that nurtures fearless thinkers for the world.

# GO

# TOGETHER



## Results

The QS Digital & Events team was assured through the feedback-driven iterative process that it was better meeting institutional partner needs through a disruptive time to the sector. The steady flow of student interest in QS events also gave the organisation all the information it needed to continually improve its event offerings.

In 2020, QS virtual fairs gained an average of 650 students per event with over 99,000 registrations in total.

After surveying student attendees, the Digital & Events team identified a strong return on investment for students:

- 78 percent intended to apply to more than two universities they had met at the event, with 78 percent having been in contact with at least two schools post-event

- 77 percent met with universities they were not familiar with
- 69 percent said the QS fair helped them make a study decision

In addition, partner institutions saw real value in utilising QS's significant database of both attendees and non-attendees, with 93 percent of prospects being contacted by at least two schools after they had registered for an event.





# Come to HUFS Meet the World

Hankuk University of Foreign Studies (HUFS)

## Hankuk University of Foreign Studies, Leading a Globalized Korea

Hankuk University of Foreign Studies (HUFS), since its foundation in 1954, has been at the forefront of Korea's development, often dubbed the Korean miracle, serving as a pioneer and driving the economic growth and globalization of Korea. HUFS, a truly global university that fosters innovative leaders of the future.

### Designated as a Specialized Educational Institution for Critical Foreign Languages

The enactment of the Critical Foreign Languages Education Act has expanded the platform for HUFS students majoring in critical foreign languages such as Vietnamese, Arabic, and Portuguese to grow into area specialists by gaining knowledge and experience transnationally. HUFS's prestige as the leading global university in Korea has been enhanced through university-wide academic programs such as HIMUN (HUFS International Model United Nations), which marks its 43rd anniversary this year, and a wide range of globalization programs which include the '7+1 Student Dispatch Program' where students study at overseas universities for one term, 'Honors Program for Area Specialists' to train and nurture area specialists with knowledge and practical experience, and a global internship program under which over 300 students gain on-the-ground overseas work experience annually.

- **Global Education Infrastructure**  
HUFS teaches 45 languages in 52 language majors
- **Academic Exchange Agreements**  
Signed with 832 universities and institutions in 98 countries
- **International Exchange Programs**  
Number of HUFS students dispatched overseas : 1,843  
Number of international students placed at HUFS : 636

### Departments that Foster Global Leaders Prepared for the Ubiquitous High-Tech Era with a Convergence Mindset

- **EICC (English for International Conferences and Communication) Department**  
The best Interpretation and Translation Curriculum in Korea
- **ELLT (English Linguistics & Language Technology) Department**  
The first-ever department that combines language and technology in Korea
- **LD (Language & Diplomacy) Division**  
An 'Elite Diplomat Academy' that nurtures future diplomats with the full range of competencies exemplified by HUFS
- **LT (Language & Technology) Division**  
An 'Elite Trade Academy' that leads global industries and international trade
- **GBT (Global Business & Technology) Division**  
Equips students with English language skills, IT capabilities, and a business mindset to become business leaders in the 21st century
- **BME (BioMedical Engineering) Division**  
Fosters education that integrates the biomedical and engineering fields by fully utilizing IT

### HUFS, A Global Hub at One with the World, has been visited by prominent political leaders

Starting with former President Washington Beltran of Uruguay in 1975, HUFS has had the honor of hosting heads of state from around the world such as Hungary, Poland, Mongolia, Portugal, and Indonesia, and most recently former President Barack Obama of the United States in 2012, not to mention Ministers and Vice Ministers of Foreign Affairs, Prime Ministers, Speakers of Upper Houses, and Speakers of Parliaments from many nations.

#### – Heads of state who visited HUFS (44 visits in total paid by heads of state, including 22 former and incumbent Presidents)

- Barack Obama, former President of the United States (2012)
- Mikhail Gorbachev, former President of the Soviet Union (2001)
- Joko Widodo, President of Indonesia (2018)
- Anibal Antonio Cavaco Silva, former President of Portugal (2017)
- Tsakhiagiin Elbegdorj, former President of Mongolia (2016)
- Bronislaw Komorowski, former President of the Republic of Poland (2013)
- Laura Chinchilla Miranda, former President of Costa Rica (2012)
- Pal Schmitt, former President of Hungary (2012)
- Abdullah Gul, former President of Turkey (2010)
- Georgi Sedefchov Parvanov, former President of Bulgaria (2009)
- Lech Kaczynski, former President of the Republic of Poland (2008)
- Traian Basescu, former President of Romania (2008)
- Elias Antonio Saca, former President of El Salvador (2006)
- Leonel Fernandez, former President of the Dominican Republic (2006)
- Traian Basescu, former President of Romania (2005)
- Joseph Kabila Kabange, former President of the Democratic Republic of the Congo (2005)
- Stanislav S. Shushkevich, former President of Belarus (2004)
- Ernesto Samper Pizano, former President of the Republic of Colombia (1996)
- Zheiyu Mitez Zhelev, former President of Bulgaria (1995)
- Alberto Kenya Fujimori, former President of the Republic of Peru (1993)
- Fidel Sanchez Hernandez, former President of El Salvador (1982)
- Washington Beltran, former President of Uruguay (1975)



HANKUK UNIVERSITY  
OF FOREIGN STUDIES

The QS team also held 201 Connect events in 2020, with an average of 381 student registrations per event. The team again went to their survey data to gauge how students responded to the Connect experience, and this is what they had to say:

- 85 percent planned to apply to at least two schools they met
- 81 percent said that the event helped them to make a study decision
- 62 percent intended to apply to a university six months after meeting at a QS Connect event

When reviewing client feedback, the QS Digital & Events team found a great deal of insight and information that continues to help iterate through 2021 and beyond.

“I think this was one of the best graduate fairs I’ve worked this year,” says Marco Lean, Senior Associate Director at the University of San Francisco and QS fair client.

“Once I began meeting with the students, I found that many of them had already had information on our programs,”

---

***“69 percent said the fair helped them make a study decision.”***

---

### Conclusion

The QS Digital & Events team is continuing to push beyond the expectations of clients and students with its offerings, providing the best value to attendees of QS’s flagship series of recruitment fairs and Connect events. This iterative process requires a significant amount of sustained feedback from client partners, and in-depth student behavioural analysis.

To build on the momentum from its successful transition into the virtual space, the team took an invaluable back step to acknowledge the big picture challenges that recruitment partners had faced in making strong connections in the new virtual landscape, as well as

considering the study plans and expectations of students.

With an eye towards the future, QS is working towards supporting institutions through a post-pandemic student recruitment landscape that may require a blend of recruitment mechanisms. Regardless of what this landscape will look like, the organisation has witnessed first-hand how the pandemic has opened doors for institutions to more effectively utilise virtual events and digital marketing.

“After the vaccine rolls out, and the ability to travel opens up, we still believe that student recruitment will have changed forever,” says Whittingham.

“Both virtual and physical recruitment events will continue to ensure strong return on investment and prove appealing from an accessibility perspective. Having the right mix of event products will only provide more recruitment options across every region of the world.”





# AUM

**American University Of The Middle East**

## **AN EDUCATIONAL HUB**

**WITH AN INNOVATIVE  
LEARNING ENVIRONMENT**



Awarded an overall **5 Stars in QS Stars rating**  
with highest rating of 5 Stars in 8 categories

Among the World's **Top 1000 Universities**

**#3 In The World** and **#1 In The Arab Region**  
for International Faculty

Students' **First Choice** Private University in Kuwait



## QS Publications deliver invaluable and relevant content to assist institutions in making informed decisions

Find out the latest insights and compelling international education content with QS' annual, quarterly and online publications. News from universities across the globe, key trends in higher education, data and expert analysis, survey reports on pressing higher education issues, and special reports on our rankings and results.

### QS HE Reports

46k+ Pageviews

170+ Countries

4.4k+ Institutions

### QS Yearbook

95k+ Pageviews

110+ Countries

2.7k+ Institutions

### QS-GEN Magazine

52k+ Pageviews

85+ Countries

2k+ Institutions

## Partnering with QS



### Benefit from tailor made solutions

Get QS consultants' advise on how to make the most out of your engagement



### Reach your target audience

QS publications are read by 15k+ higher education professionals



### Promote your brand internationally

Our audience comprises university leaders and academics from across the globe

For more information, please contact [publications@qs.com](mailto:publications@qs.com)

# Jeonbuk National University, an Empathy and Innovation Platform

WORKING TOGETHER, YOUR DREAM WILL BECOME REALITY

Jeonbuk National University (JBNU), located in what CNN calls “The Best Taste City in Korea”, is innovating, educating, and researching its way towards a reputation as “The Best Glocal University” and an academic powerhouse. JBNU provides a strong academic foundation, fosters young talents to become leaders in society, and serves the region as a reliable partner in meeting challenges with achievable solutions. .

## World-Class Research Competitiveness


With financial support from the Korean government, JBNU recently established a “Solar Energy-AI Fusion Engineering” graduate program that will train more than 100 integrated researchers over the next five years. JBNU is also recognized for its research and innovation in fields as diverse as renewable and hydrogen energy development, smart agricultural technology, carbon nanomaterial engineering, semiconductor development, Big Data analytics, and finance.

## The Source of University Competitiveness; A World-Class Research Infrastructure

As a result of JBNU's research innovation leadership, the University has been selected as one of 21 institutions to receive government funding as part of its BK21 FOUR initiative. JBNU's research infrastructure and highly qualified pool of students and faculty have attracted proposals for joint research and technology transfer, and the attention of both developed and developing countries.

The Research Center for the Application of High Temperature Plasma has invested 40 billion Won in a 2.4 MW class plasma generator capable of recreating the extreme conditions experienced by spacecraft during reentry.

JBNU's Research Institute for Human-Animal Common Infectious Diseases, Asia's largest zoonotic pathogen research institution, is equipped with an Animal Biosafety Level 3 Research Facility



that permits groundbreaking research on high-risk pathogens such as MERS. This year alone, the Institute spent 1.7 million US\$ on research, including the investigation of potential COVID-19 vaccines, the development of preventive vaccines for human brucellosis, and exploring new integrated solutions to the problems of novel viral infections.

## Competitiveness Recognized by University Ranking

Supported by its history of scientific achievement, JBNU aspires to be the equal of other top universities from around the world. Prominent university evaluators including QS, Reuters, and THE recognize JBNU's competitiveness, as local governments, companies, universities and research institutes gather in Jeonbuk to advance research, expand knowledge, and develop the technologies of the future.




# KAIST

## Global Value-Creative Leading University

1<sup>st</sup>

in South Korea (2020 QS Asia University Rankings)

in Electrical & Electronic, Mechanical, Aeronautical & Manufacturing,  
Chemical, Civil & Structural,  
Computer Science & Information Systems,  
Materials Science in South Korea  
(2020 QS World University Rankings by subject)



Korea Advanced Institute of Science and Technology

# Contributors

**Editor**

Anton John Crace

**Content manager**

Khushboo Singh

**Writers**

Amity Bacon

Dr Andrew MacFarlane

**Advertisement coordinator**

Alloysius Ching

**Cover/design**

David Myers

**Sales contacts**

ask@qs.com

**Contact**

18 Sin Ming Lane #06-10/11, Midview City, Singapore, 573960

+65 6457 4822

publications@QS.com

The QS Higher Education Reports are ongoing publications that showcase QS Rankings, sector insights, country overviews and emerging themes in higher and international education.

The online edition is emailed to our extensive network of academics and university leaders worldwide. Complimentary copies of the print edition are also sent to university leaders around the world. In addition, these copies are distributed at all QS events

Version 4

# Innovation unbounded.

Bringing education and research to the next level.

## SOAR WITH US



The Chinese University of Hong Kong

Undergraduate  
Admissions



Postgraduate  
Admissions

