



2022 Profile

Global Institutional Profiles Project

Universidade Estadual de Campinas



Thank you for
your continued
participation and
support of the
global Institutional
Profiles project!

Introduction

The global Institutional Profiles project creates accurate and comprehensive profiles of research institutions around the world.

With reliable and objective data on each institution, users of the data in these profiles and elsewhere are better equipped to:

- validate and quantify executive and strategic decisions
- support marketing, publicity and other promotional efforts
- supplement rankings and other assessment initiatives with additional indicators of excellence

By working closely with a multitude of personnel from universities and other related institutions around the world, we have been able to create the richest, clearest profiles to date—portraits of facts and figures on research activity, funding, students, and staff, supported by verifiable indicators from Clarivate™.

About the Report

This Profile supplements the Institutional Profiles data available in *InCites*™ and is provided to organizations contributing to the Institutional Profiles project. It is based on data from three main sources: data provided by the institution directly to Clarivate; data on the institution's publications and citations from Web of Science™; and the results of the annual Academic Reputation Survey.

For more information please see:

<https://clarivate.com/webofsciencegroup/globalprofilesproject/>

Clarivate has conducted extensive validation of the data and applied powerful analytical techniques to interpret and present the data in a meaningful way.

This Profile and all data included herein may be used as a promotional and/or marketing device, as a management tool to be shared internally with colleagues for purposes of evaluation, or to provide institutional research executives with information on research performance. The information in this report may be used to assist students or faculty in the selection of your institution. You may use this report in the following ways:

- Post it on your institution's website (see below)
- Share with administrators at other institutions
- Submit with research assessments or government and funding proposals

Please note the data tables and individual performance results are the property of Clarivate. Use of any of the information must include the following notice: *"Clarivate reserves all rights to the data and data should not be extracted, republished, redistributed or used for any commercial purpose."*

UNIVERSIDADE ESTADUAL DE CAMPINAS

Contact Information

Universidade Estadual de Campinas
Barão Geraldo - Campinas
São Paulo, Brasil 13083-970
Brazil

55-19-3521-2121

<http://www.unicamp.br/unicamp/>

prdu@unicamp.br

<https://www.facebook.com/unicampoficial>

<https://twitter.com/unicampoficial>

<https://www.linkedin.com/school/986104/>

Brief Description

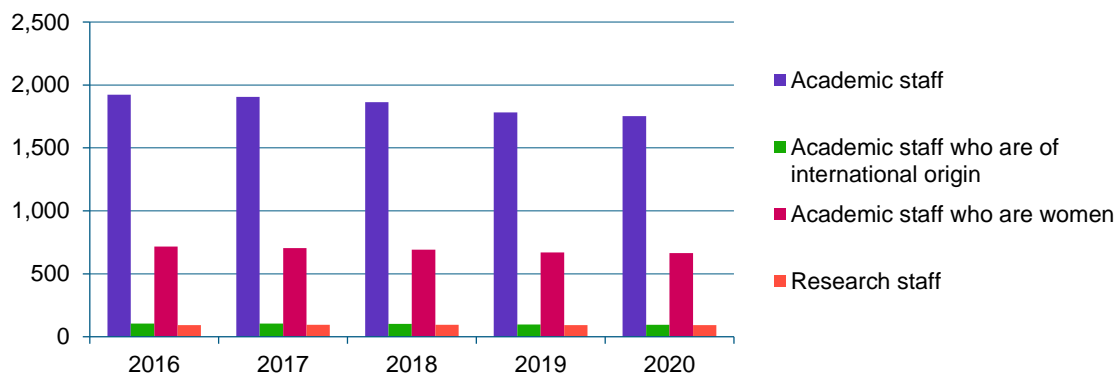
The University of Campinas is a public university funded by the State of São Paulo. It was established in 1966 in the city of Campinas, with the goal to become an academic center of excellence, producing world-class fundamental and applied research, providing high-standards undergraduate and graduate education and serving as a catalyst for economic and social development.

Currently, Unicamp offers undergraduate degrees in 66 majors, including medicine, dentistry, several engineering specializations, basic natural and human sciences, applied sciences, teaching and arts. Throughout its history, Unicamp has placed a special emphasis in graduate education, with about half its student body made up with graduate students. Undergraduate and graduate education at Unicamp is provided by the State of São Paulo for all its students free of charge. In addition there are programs to partially support undergraduate students to obtain their degree and several fellowships to support graduate students. Overall, Unicamp is an internationally recognized center of academic excellence, with a very distinct profile among Brazilian higher education institutions and recognized as a leader in technology, health sciences, natural sciences, human sciences and arts.

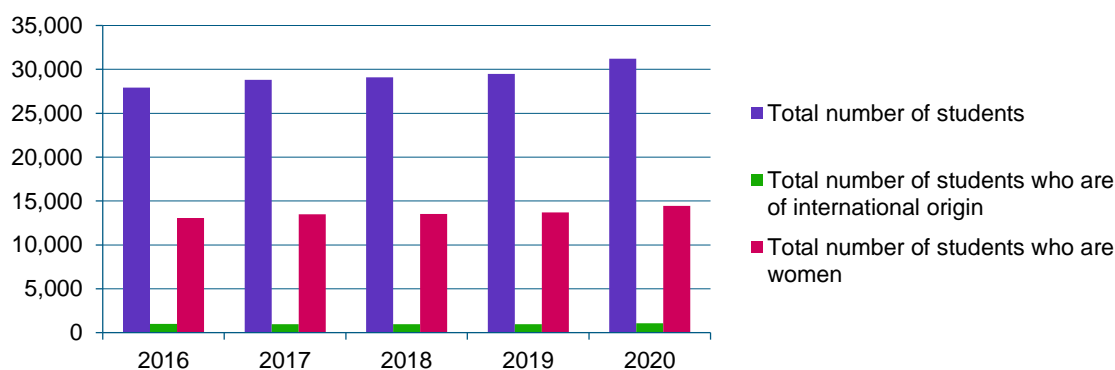
Mission: Create and disseminate scientific, technological, cultural and artistic knowledge through education, research and extension activities. Train professionals capable of innovating and seeking solutions to the full exercise of citizen

UNIVERSIDADE ESTADUAL DE CAMPINAS

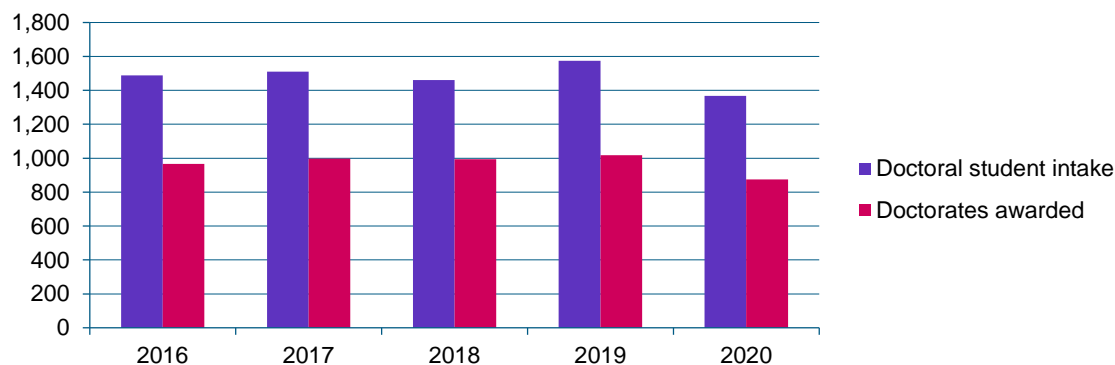
Academic & Research Staff



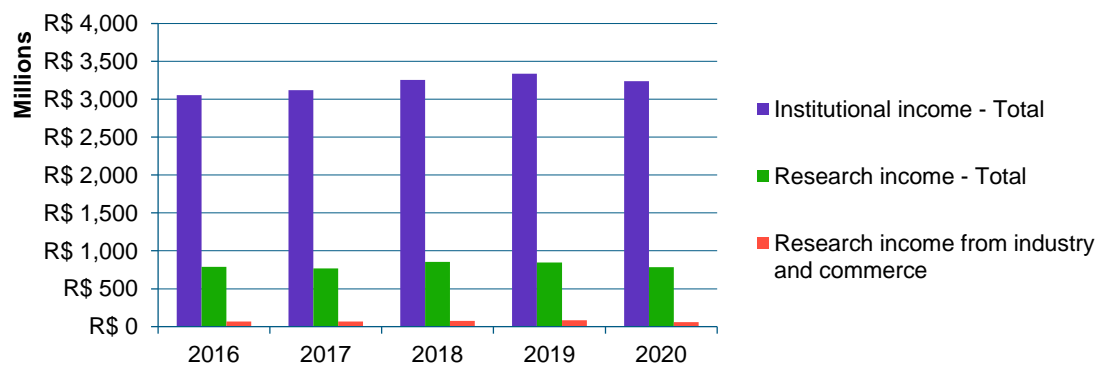
Total Number Of Students



Doctoral Student Intake / Output



Funding



UNIVERSIDADE ESTADUAL DE CAMPINAS

Institutional Indicators

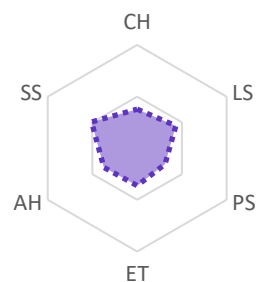
	2016	2017	2018	2019	2020
Academic Staff	1,924	1,906	1,864	1,782	1,751
- who are of international origin	106	106	103	98	95
- who are women	718	704	692	669	665
Research Staff	93	94	94	93	92
Total number of students	27,936	28,795	29,082	29,466	31,199
- who are of international origin	980	974	965	950	1,070
- who are women	13,057	13,483	13,537	13,689	14,437
Undergraduate student intake	3,305	3,353	3,429	3,437	3,788
Undergraduate degrees awarded	2,500	2,500	2,821	2,623	2,553
Master or equivalent student intake	1,966	2,110	1,956	1,961	1,742
Master's degrees awarded	1,302	1,342	1,364	1,474	1,340
Doctoral students admitted	1,489	1,511	1,461	1,574	1,367
Doctorates awarded	966	997	994	1,017	875
Institutional income	R\$ 3,055,144,087	R\$ 3,119,763,853	R\$ 3,254,597,545	R\$ 3,339,692,697	R\$ 3,240,085,734
Research income	R\$ 787,667,767	R\$ 767,228,297	R\$ 853,416,673	R\$ 845,421,640	R\$ 783,057,284
- Research income from industry and commerce	R\$ 66,869,918	R\$ 69,073,983	R\$ 75,705,515	R\$ 85,988,443	R\$ 59,571,604

UNIVERSIDADE ESTADUAL DE CAMPINAS

Subject Specific Data - Teaching And Institutional

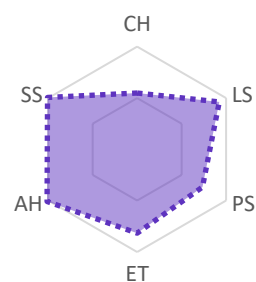
Academic staff / students

CH	Clinical, pre-clinical & health	35.79
LS	Life sciences	41.25
PS	Physical sciences	28.97
ET	Engineering & technology	34.24
AH	Arts & humanities	35.06
SS	Social sciences	48.97



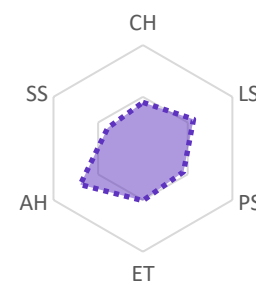
Doctoral degrees awarded / academic staff

CH	Clinical, pre-clinical & health	52.82
LS	Life sciences	90.35
PS	Physical sciences	71.55
ET	Engineering & technology	79.63
AH	Arts & humanities	99.30
SS	Social sciences	98.81



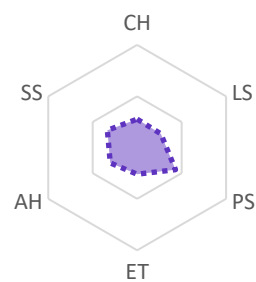
Teaching reputation

CH	Clinical, pre-clinical & health	42.58
LS	Life sciences	54.57
PS	Physical sciences	43.39
ET	Engineering & technology	48.56
AH	Arts & humanities	68.03
SS	Social sciences	37.42



Academic staff - international / academic staff

CH	Clinical, pre-clinical & health	25.69
LS	Life sciences	24.77
PS	Physical sciences	41.11
ET	Engineering & technology	23.93
AH	Arts & humanities	28.14
SS	Social sciences	31.52



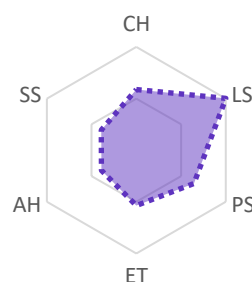
Where tables and graphs display blanks, either the university has not supplied data or a score was removed due to being highly anomalous.

UNIVERSIDADE ESTADUAL DE CAMPINAS

Subject Specific Data - Research & Citation Impact

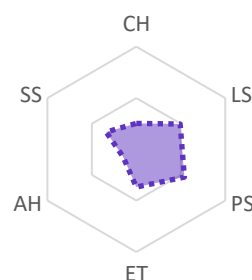
Papers / academic and research staff

CH	Clinical, pre-clinical & health	56.75
LS	Life sciences	98.11
PS	Physical sciences	62.44
ET	Engineering & technology	51.58
AH	Arts & humanities	37.18
SS	Social sciences	37.18



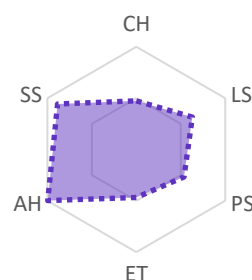
Normalized Citation Impact (country adjusted)

CH	Clinical, pre-clinical & health	23.26
LS	Life sciences	47.44
PS	Physical sciences	52.05
ET	Engineering & technology	34.75
AH	Arts & humanities	12.71
SS	Social sciences	31.91



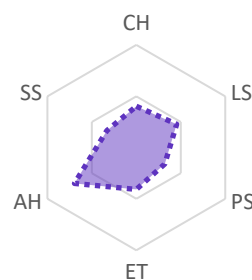
Research income / academic staff

CH	Clinical, pre-clinical & health	45.35
LS	Life sciences	61.00
PS	Physical sciences	51.61
ET	Engineering & technology	44.88
AH	Arts & humanities	97.64
SS	Social sciences	86.57



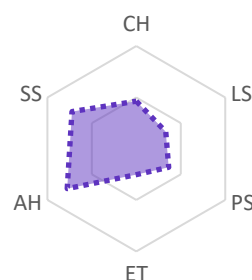
Research reputation

CH	Clinical, pre-clinical & health	38.24
LS	Life sciences	43.39
PS	Physical sciences	30.07
ET	Engineering & technology	38.72
AH	Arts & humanities	67.57
SS	Social sciences	31.02



Papers - international co-author / papers

CH	Clinical, pre-clinical & health	44.31
LS	Life sciences	31.11
PS	Physical sciences	34.42
ET	Engineering & technology	23.14
AH	Arts & humanities	75.74
SS	Social sciences	70.34

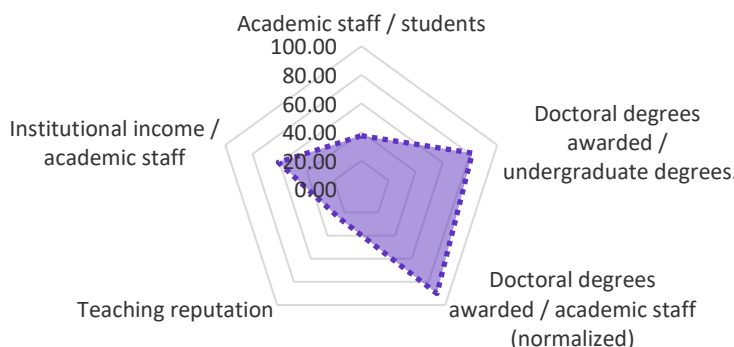


UNIVERSIDADE ESTADUAL DE CAMPINAS

InCites™ Institutional Profiles Indicators

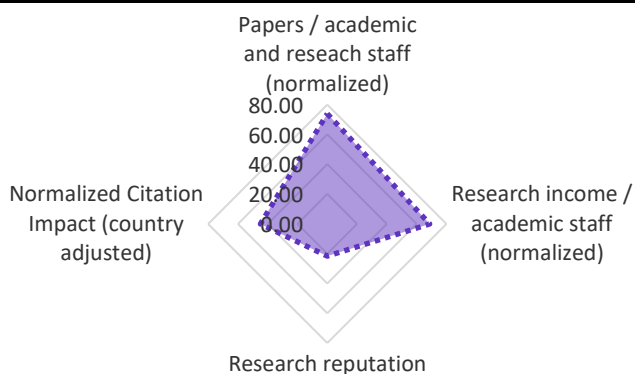
Teaching Indicators

Academic staff / students	37.45
Doctoral degrees awarded / undergraduate degrees awarded	81.65
Doctoral degrees awarded / academic staff (normalized)	90.11
Teaching reputation	25.31
Institutional income / academic staff	60.96



Research Indicators

Papers / academic and research staff (normalized)	73.93
Research income / academic staff (normalized)	68.77
Research reputation	21.70
Normalized Citation Impact (country adjusted)	44.95




Industry Indicators

Research income from industry / academic staff	39.88
--	-------

International Outlook Indicators

Academic staff - international / academic staff	30.08
Students - international / students	21.05
Papers - international co-author / papers	34.87



Note: Values and scale on tables and diagrams are cumulative probability scores, representing your institution's place compared to other institutions. Dotted line on the diagram represents a cumulative probability of 50 i.e. the median value. Maximum value is 100.

Summary

We hope you find this report informative and look forward to many years of collaboration to improve our multidimensional approach to institution profiling, data validation, and qualitative assessment. For over half a century, Clarivate has pioneered the world of citation indexing and analysis. All of our analytics tools and services are underpinned by the gold standard citation data in the Web of Science. We are therefore uniquely positioned to help you and your institution make informed decisions about current and future research and organizational strategies. We look forward to continuing our partnership with you and welcome any feedback you may have.

The data presented in this report represent just a fraction of what you can obtain when you subscribe to InCites Benchmarking & Analytics, the web-based evaluation tool. The InCites platform enables you to access data alongside both article-level and aggregated data and metrics to assess the impact and influence of people, departments, institutions, regions, and publications within the broader research ecosystem.

InCites allows you to objectively and accurately assess the return on your research investments and activities. Starting with a foundation of trusted Web of Science data, you can create visually impactful reports to help:

- **develop** a clear picture of the research activity at your organization - an indicator of future success
- **measure and benchmark** the research performance of your people, programs and peers to properly allocate funding and attract new talent
- **facilitate** collaborations that advance your strategic goals and support internal review, reporting and promotional processes

About Clarivate

Clarivate™ is a global leader in providing solutions to accelerate the lifecycle of innovation. Our bold mission is to help customers solve some of the world's most complex problems by providing actionable information and insights that reduce the time from new ideas to life-changing inventions in the areas of science and intellectual property. We help customers discover, protect and commercialize their inventions using our trusted subscription and technology-based solutions coupled with deep domain expertise.

For more information, please visit www.clarivate.com

About the Web of Science

The Web of Science™ is the world's largest publisher-neutral citation index and research intelligence platform. It organizes the world's research information to enable academia, corporations, publishers and governments to accelerate the pace of research.

<https://clarivate.com/products/scientific-and-academic-research/research-analytics-evaluation-and-management-solutions/>

If you have any questions about this report please contact

Clarivate

1500 Spring Garden Street, 4th Floor

Philadelphia, PA 19130

+1 215 823 1752

science.profilesproject@clarivate.com