



2020 Profile

Global Institutional Profiles Project

Universidade Estadual de Campinas



Thank you for
your continued
participation and
support of the
global Institutional
Profiles project!

Introduction

The global Institutional Profiles project creates accurate and comprehensive profiles of research institutions around the world.

With reliable and objective data on each institution, users of the data in these profiles and elsewhere are better equipped to:

- validate and quantify executive and strategic decisions
- support marketing, publicity and other promotional efforts
- supplement rankings and other assessment initiatives with additional indicators of excellence

By working closely with a multitude of personnel from universities and other related institutions around the world, we have been able to create the richest, clearest profiles to date—portraits of facts and figures on research activity, funding, students, and staff, supported by verifiable indicators from Clarivate™.

About the Report

This Profile supplements the Institutional Profiles data available in *InCites*™ and is provided to organizations contributing to the Institutional Profiles project. It is based on data from three main sources: data provided by the institution directly to Clarivate data on the institution's publications and citations from Web of Science™; and the results of the annual Academic Reputation Survey.

For more information please see:

<https://clarivate.com/webofsciencegroup/globalprofilesproject/>

Clarivate has conducted extensive validation of the data and applied powerful analytical techniques to interpret and present the data in a meaningful way.

This Profile and all data included herein may be used as a promotional and/or marketing device, as a management tool to be shared internally with colleagues for purposes of evaluation, or to provide institutional research executives with information on research performance. The information in this report may be used to assist students or faculty in the selection of your institution. You may use this report in the following ways:

- Post it on your institution's website (see below)
- Share with administrators at other institutions
- Submit with research assessments or government and funding proposals

Please note the data tables and individual performance results are the property of Clarivate. Use of any of the information must include the following notice: "Clarivate reserves all rights to the

UNIVERSIDADE ESTADUAL DE CAMPINAS

Contact Information

Universidade Estadual de Campinas
Barão Geraldo - Campinas
São Paulo, Brasil 13083-970
Brazil

55-19-3521-2121

<http://www.unicamp.br/unicamp/>
prdu@reitoria.unicamp.br

<https://www.facebook.com/unicampoficial>

<https://twitter.com/unicampoficial>

<https://www.linkedin.com/school/986104/>

Brief Description

The University of Campinas is public university funded by the State of São Paulo. It was established in 1966 in the city of Campinas, with the goal to become an academic center of excellence, producing world-class basic fundamenta and applied research, providing high-standards undergraduate and graduate education and serving as a catalyst for economic and social development.

Currently, Unicamp offers undergraduate degrees in 66 majors, including medicine, dentistry, several engineering specializations, basic natural and human sciences, applied sciences, teaching and arts.

Throughout its history, Unicamp has placed a special emphasis in graduate education, with about half its student body made up with graduate students.

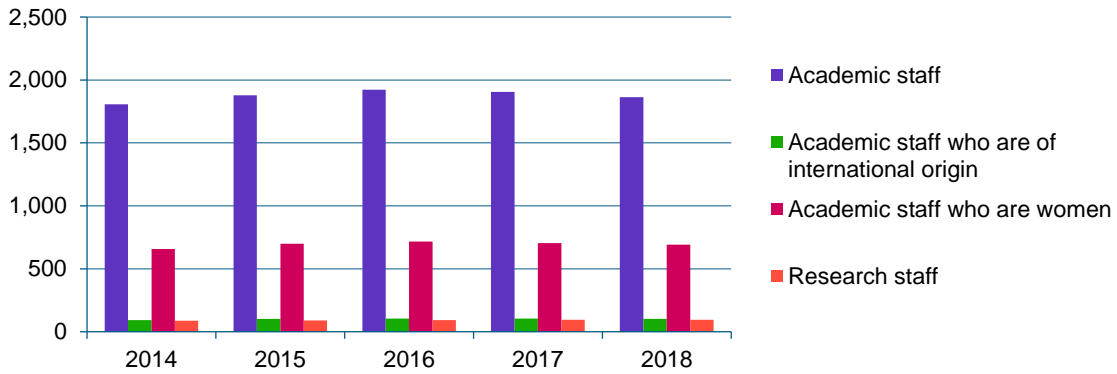
Undergraduate and graduate education at Unicamp is provided by the State of São Paulo for all its students free of charge. In addition there are programs to partially support undergraduate students to obtain their degree and several fellowships to support graduate students, many graduate scholarship programs to help support students pursuing graduate degree programs.

Overall, Unicamp is an internationally recognized center of academic excellence, with a very distinct profile among Brazilian higher education institutions and recognized as a leader in technology, health sciences, natural sciences, human sciences and arts.

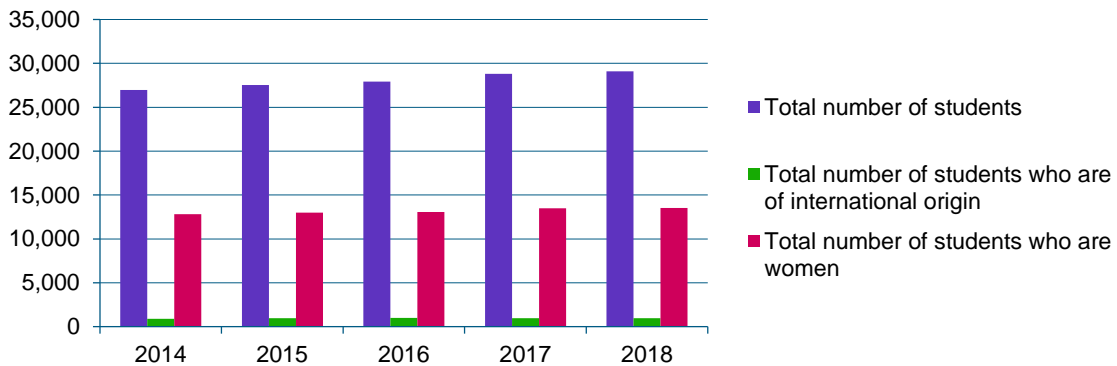
Mission: create and disseminate scientific, technological, cultural and artistic knowledge through education, research and extension activitie

UNIVERSIDADE ESTADUAL DE CAMPINAS

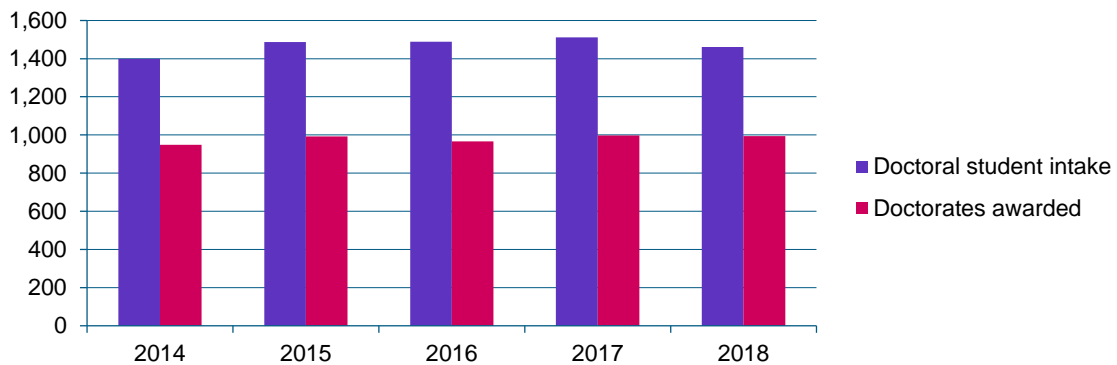
Academic & Research Staff



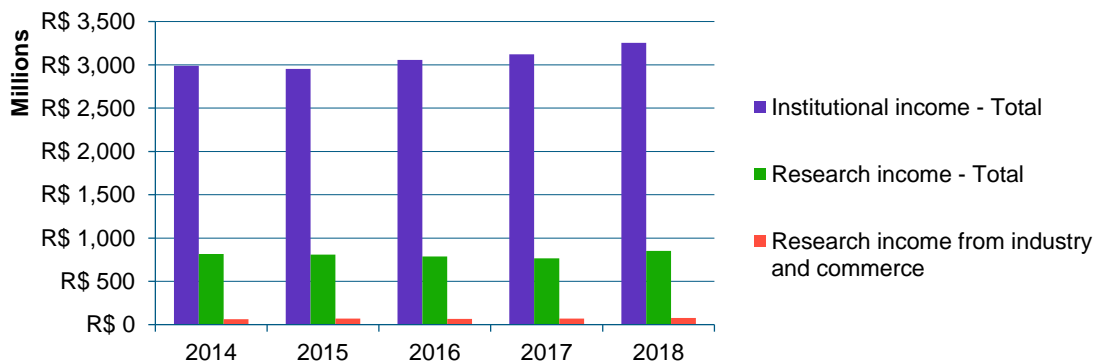
Total Number Of Students



Doctoral Student Intake / Output



Funding



UNIVERSIDADE ESTADUAL DE CAMPINAS

Institutional Indicators

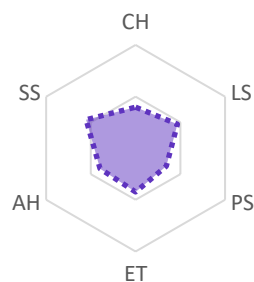
	2014	2015	2016	2017	2018
Academic Staff	1,806	1,879	1,924	1,906	1,864
- who are of international origin	93	102	106	106	103
- who are women	657	698	718	704	692
Research Staff	87	90	93	94	94
Total number of students	26,966	27,545	27,936	28,795	29,082
- who are of international origin	881	971	980	974	965
- who are women	12,816	12,990	13,057	13,483	13,537
Undergraduate student intake	3,303	3,285	3,305	3,353	3,429
Undergraduate degrees awarded	2,410	2,445	2,500	2,500	2,821
Master or equivalent student intake	1,735	1,884	1,966	2,110	1,956
Master's degrees awarded	1,237	1,348	1,302	1,342	1,364
Doctoral students admitted	1,400	1,488	1,489	1,511	1,461
Doctorates awarded	948	993	966	997	994
Institutional income	R\$ 2,988,710,179	R\$ 2,954,373,552	R\$ 3,055,144,087	R\$ 3,119,763,853	R\$ 3,254,597,545
Research income	R\$ 816,518,436	R\$ 810,012,287	R\$ 787,667,767	R\$ 767,228,297	R\$ 853,416,673
- Research income from industry and commerce	R\$ 62,976,518	R\$ 70,484,702	R\$ 66,869,918	R\$ 69,073,983	R\$ 75,705,515

UNIVERSIDADE ESTADUAL DE CAMPINAS

Subject Specific Data - Teaching And Institutional

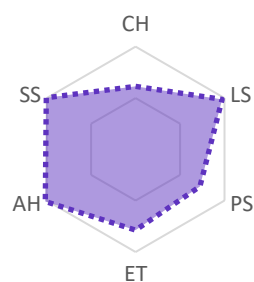
Academic staff / students

CH	Clinical, pre-clinical & health	38
LS	Life sciences	45
PS	Physical sciences	33
ET	Engineering & technology	40
AH	Arts & humanities	38
SS	Social sciences	53



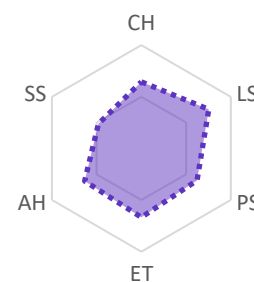
Doctoral degrees awarded / academic staff

CH	Clinical, pre-clinical & health	59
LS	Life sciences	95
PS	Physical sciences	70
ET	Engineering & technology	77
AH	Arts & humanities	100
SS	Social sciences	99



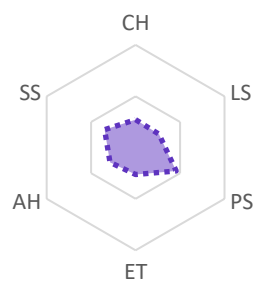
Teaching reputation

CH	Clinical, pre-clinical & health	62
LS	Life sciences	73
PS	Physical sciences	60
ET	Engineering & technology	65
AH	Arts & humanities	61
SS	Social sciences	46



Academic staff - international / academic staff

CH	Clinical, pre-clinical & health	25
LS	Life sciences	24
PS	Physical sciences	44
ET	Engineering & technology	24
AH	Arts & humanities	27
SS	Social sciences	33



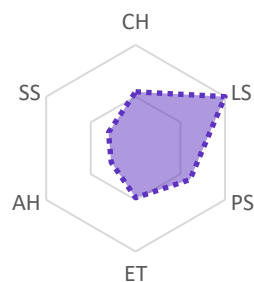
Where tables and graphs display blanks, either the university has not supplied data or a score was removed due to being highly anomalous.

UNIVERSIDADE ESTADUAL DE CAMPINAS

Subject Specific Data - Research & Citation Impact

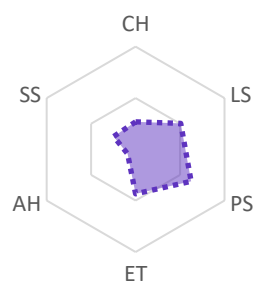
Papers / academic and research staff

CH	Clinical, pre-clinical & health	53
LS	Life sciences	98
PS	Physical sciences	59
ET	Engineering & technology	46
AH	Arts & humanities	25
SS	Social sciences	28



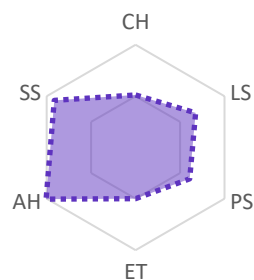
Normalized Citation Impact (country adjusted)

CH	Clinical, pre-clinical & health	25
LS	Life sciences	49
PS	Physical sciences	60
ET	Engineering & technology	41
AH	Arts & humanities	7
SS	Social sciences	23



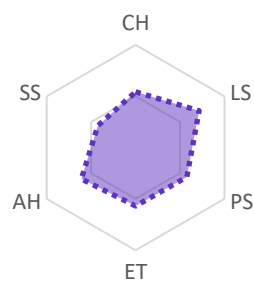
Research income / academic staff

CH	Clinical, pre-clinical & health	49
LS	Life sciences	65
PS	Physical sciences	59
ET	Engineering & technology	48
AH	Arts & humanities	99
SS	Social sciences	90



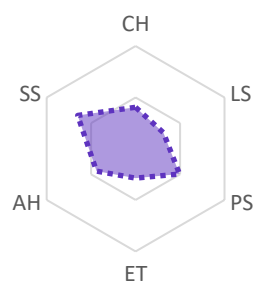
Research reputation

CH	Clinical, pre-clinical & health	52
LS	Life sciences	69
PS	Physical sciences	56
ET	Engineering & technology	55
AH	Arts & humanities	59
SS	Social sciences	40



Papers - international co-author / papers

CH	Clinical, pre-clinical & health	38
LS	Life sciences	29
PS	Physical sciences	47
ET	Engineering & technology	27
AH	Arts & humanities	42
SS	Social sciences	63

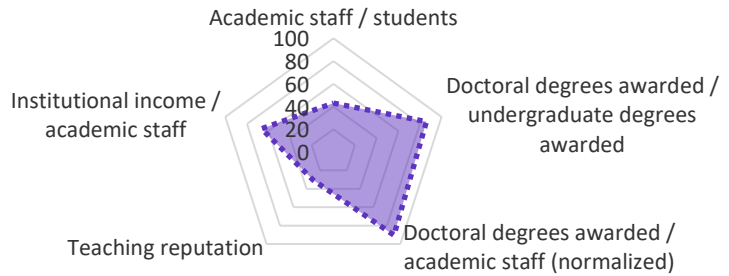


UNIVERSIDADE ESTADUAL DE CAMPINAS

InCites™ Institutional Profiles Indicators

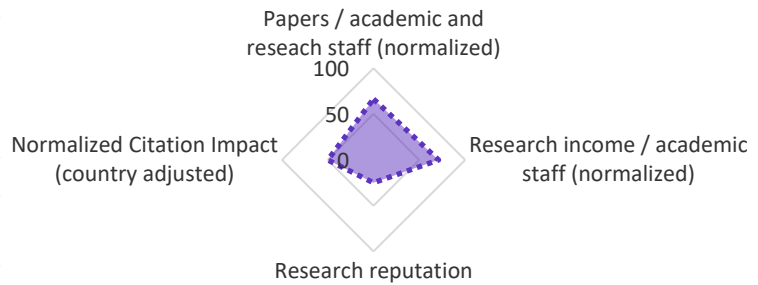
Teaching Indicators

Academic staff / students	43
Doctoral degrees awarded / undergraduate degrees awarded	86
Doctoral degrees awarded / academic staff (normalized)	90
Teaching reputation	30
Institutional income / academic staff	67



Research Indicators

Papers / academic and research staff (normalized)	66
Research income / academic staff (normalized)	71
Research reputation	25
Normalized Citation Impact (country adjusted)	50




Industry Indicators

Research income from industry / academic staff	42
------------------------------------------------	----

International Outlook Indicators

Academic staff - international / academic staff	30
Students - international / students	20
Papers - international co-author / papers	40



Note: Values and scale on tables and diagrams are cumulative probability scores, representing your institution's place compared to other institutions. Dotted line on the diagram represents a cumulative probability of 50 i.e. the median value. Maximum value is 100.

Summary

We hope you find this report informative and look forward to many years of collaboration to improve our multidimensional approach to institution profiling, data validation, and qualitative assessment. For over half a century, Clarivate has pioneered the world of citation indexing and analysis. All of our analytics tools and services are underpinned by the gold standard citation data in the Web of Science. We are therefore uniquely positioned to help you and your institution make informed decisions about current and future research and organizational strategies. We look forward to continuing our partnership with you and welcome any feedback you may have.

The data presented in this report represent just a fraction of what you can obtain when you subscribe to *InCites*, the web-based evaluation tool. The *InCites* platform enables you to access data alongside both article-level and aggregated data and metrics to assess the impact and influence of people, departments, institutions, regions, and publications within the broader research ecosystem.

InCites allows you to objectively and accurately assess the return on your research investments and activities. Starting with a foundation of trusted *Web of Science* data, you can create visually impactful reports to help:

- **develop** a clear picture of the research activity at your organization - an indicator of future success,
- **measure and benchmark** the research performance of your people, programs and peers to properly allocate funding and attract new talent and
- **facilitate** collaborations that advance your strategic goals and support internal review, reporting and promotional processes.

About the Web of Science

The Web of Science, part of Clarivate, organizes the world's research information to enable academia, corporations, publishers and governments to accelerate the pace of research. It is the world's largest publisher-neutral citation index and research intelligence platform. Its many well-known brands also include Converis, EndNote, Kopernio, Publons, ScholarOne and the Institute for Scientific Information. For more information, please visit <https://clarivate.com/webofsciencegroup/>.

If you have any questions about this report please contact

Clarivate

1500 Spring Garden Street, 4th Floor

Philadelphia, PA 19130

+1 215 823 1752

science.profilesproject@clarivate.com