



2017 PROFILE

— GLOBAL INSTITUTIONAL PROFILES PROJECT

STATE UNIVERSITY OF CAMPINAS

Thank you for your
continued participation
and support of the
Global Institutional
Profiles Project!

INTRODUCTION

The Global Institutional Profiles Project creates accurate and comprehensive profiles of research institutions around the world.

With reliable and objective data on each institution, users of the data in these profiles and elsewhere are better equipped to:

- Validate and quantify executive and strategic decisions
- Support marketing, publicity and other promotional efforts
- Supplement rankings and other assessment initiatives with additional indicators of excellence

By working closely with a multitude of personnel from universities and other related institutions around the world, we have been able to create the richest, clearest profiles to date—portraits of facts and figures on research activity, funding, students, and staff, supported by verifiable indicators from Clarivate Analytics.

ABOUT THE REPORT

This Profile supplements the Institutional Profiles data available in *InCites™* and is provided to organizations contributing to the institutional profiles project. It is based on data from three main sources: data provided by the institution directly to Clarivate Analytics data on the institution's publications and citations from *Web of Science™*; and the results of the annual Academic Reputation Survey.

For more information please see: <http://ips.clarivate.com/globalprofilesproject/>

Clarivate Analytics has conducted extensive validation of the data and applied powerful analytical techniques to interpret and present the data in a meaningful way.

This Profile and all data included herein may be used as a promotional and/or marketing device, as a management tool to be shared internally with colleagues for purposes of evaluation, or to provide institutional research executives with information on research performance. The information in this report may be used to assist students or faculty in the selection of your institution. You may use this report in the following ways:

- Post it on your institution's website (see below)
- Share with administrators at other institutions
- Submit with research assessments or government and funding proposals

Please note the data tables and individual performance results are the property of Clarivate Analytics. Use of any of the information must include the following notice: "Clarivate Analytics reserves all rights to the data and data should not be extracted, republished, redistributed or used for any commercial purpose."

STATE UNIVERSITY OF CAMPINAS

CONTACT INFORMATION

State University of Campinas
Barão Geraldo - Campinas
São Paulo, Brasil 13083-970
Brazil

Tel: 55-19-3521-2121

URL: <http://www.unicamp.br/unicamp/>

Email: teresa.atvars@reitoria.unicamp.br

BRIEF DESCRIPTION

The University of Campinas is public university funded by the State of São Paulo. It was established in 1966 in the city of Campinas, with the goal to become an academic center of excellence, producing world-class basic and applied research, providing high-standards undergraduate and graduate education and serving as a catalyst for economic and social development.

Currently, Unicamp offers undergraduate degrees in 66 majors, including medicine, dentistry, several engineering specializations, basic natural and human sciences, applied sciences, teaching and arts.

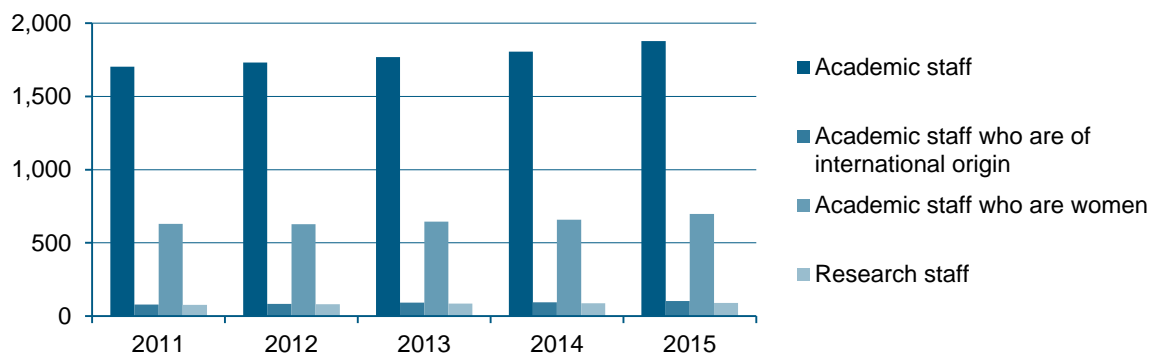
Throughout its history, Unicamp has placed a special emphasis in graduate education, with about half its student body made up with graduate students.

Undergraduate and graduate education at Unicamp is provided by the State of São Paulo for all its students free of charge. In addition there are many graduate scholarship programs to help support students pursuing graduate degree programs.

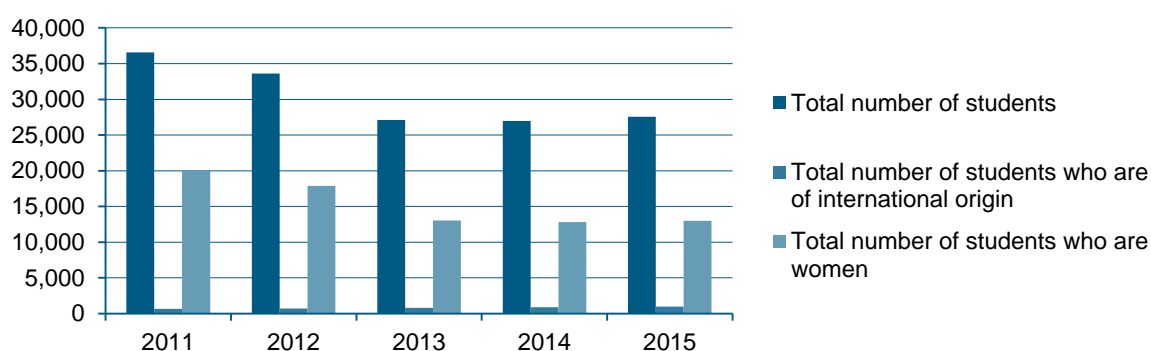
Overall, Unicamp is an internationally recognized center of academic excellence, with a very distinct profile among Brazilian higher education institutions as a leader in technology, health sciences, natural sciences, human sciences and arts.

STATE UNIVERSITY OF CAMPINAS

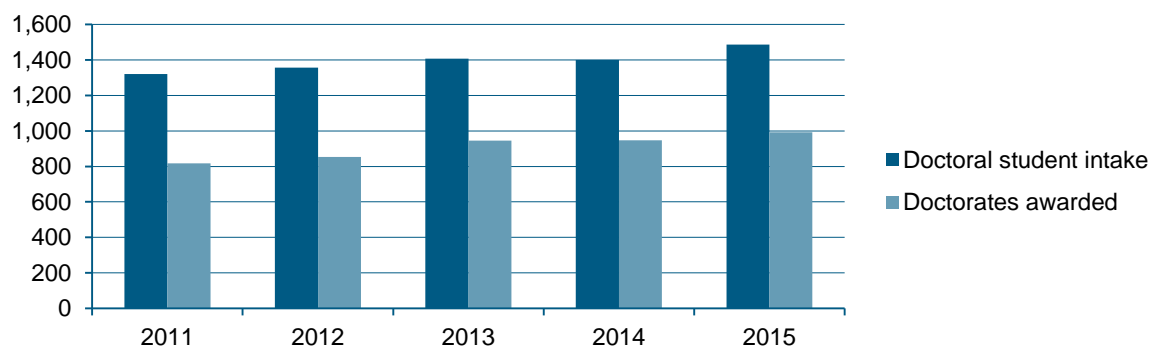
ACADEMIC & RESEARCH STAFF



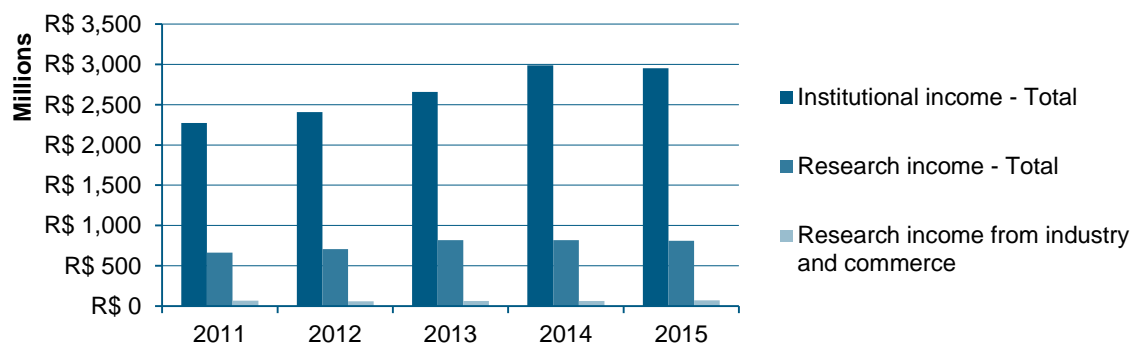
TOTAL NUMBER OF STUDENTS



DOCTORAL STUDENT INTAKE / OUTPUT



FUNDING



STATE UNIVERSITY OF CAMPINAS

INSTITUTIONAL INDICATORS

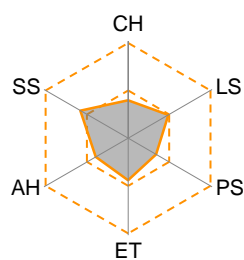
	2011	2012	2013	2014	2015
Academic Staff	1,703	1,731	1,769	1,806	1,879
- who are of international origin	78	83	92	93	102
- who are women	629	628	645	657	698
Research Staff	77	82	85	87	90
Total number of students	36,577	33,596	27,095	26,966	27,545
- who are of international origin	656	693	780	881	971
- who are women	20,053	17,858	13,052	12,816	12,990
Undergraduate student intake	3,341	3,285	3,377	3,303	3,285
Undergraduate degrees awarded	2,284	2,524	2,249	2,410	2,445
Master or equivalent student intake	1,668	1,727	1,856	1,735	1,884
Master's degrees awarded	1,354	1,232	1,310	1,237	1,348
Doctoral students admitted	1,321	1,357	1,407	1,400	1,488
Doctorates awarded	818	853	946	948	993
Institutional income	R\$ 2,272,727,757	R\$ 2,409,226,829	R\$ 2,659,232,827	R\$ 2,988,710,179	R\$ 2,954,373,552
Research income	R\$ 662,287,076	R\$ 705,316,760	R\$ 818,534,683	R\$ 816,518,436	R\$ 810,012,287
- Research income from i	R\$ 65,534,632	R\$ 56,084,968	R\$ 61,422,775	R\$ 62,976,518	R\$ 70,484,702

STATE UNIVERSITY OF CAMPINAS

SUBJECT SPECIFIC DATA - TEACHING AND INSTITUTIONAL

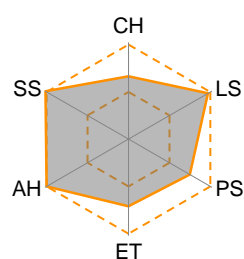
Academic staff / students

CH	Clinical, pre-clinical & health	38
LS	Life sciences	47
PS	Physical sciences	32
ET	Engineering & technology	42
AH	Arts & humanities	37
SS	Social sciences	56



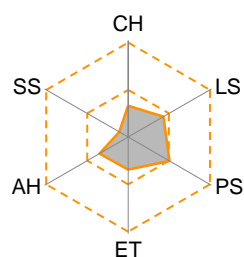
Doctoral degrees awarded / academic staff

CH	Clinical, pre-clinical & health	64
LS	Life sciences	95
PS	Physical sciences	73
ET	Engineering & technology	69
AH	Arts & humanities	98
SS	Social sciences	99



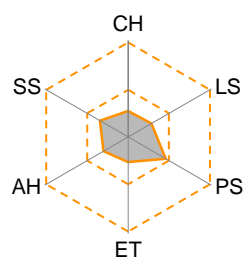
Teaching reputation

CH	Clinical, pre-clinical & health	31
LS	Life sciences	41
PS	Physical sciences	49
ET	Engineering & technology	32
AH	Arts & humanities	33
SS	Social sciences	9



Academic staff - international / academic staff

CH	Clinical, pre-clinical & health	26
LS	Life sciences	27
PS	Physical sciences	44
ET	Engineering & technology	25
AH	Arts & humanities	28
SS	Social sciences	32



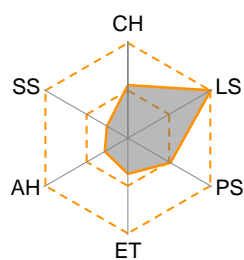
Where tables and graphs display blanks, either the university has not supplied data or a score was removed due to being highly anomalous.

STATE UNIVERSITY OF CAMPINAS

SUBJECT SPECIFIC DATA - RESEARCH & CITATION IMPACT

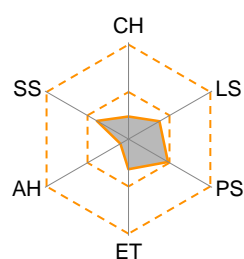
Papers / academic and research staff

CH	Clinical, pre-clinical & health	54
LS	Life sciences	99
PS	Physical sciences	50
ET	Engineering & technology	35
AH	Arts & humanities	26
SS	Social sciences	23



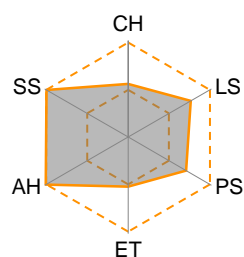
Normalized Citation Impact (country adjusted)

CH	Clinical, pre-clinical & health	22
LS	Life sciences	36
PS	Physical sciences	46
ET	Engineering & technology	30
AH	Arts & humanities	8
SS	Social sciences	37



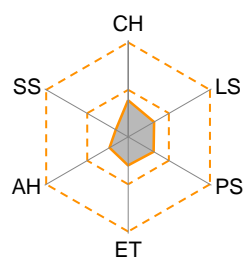
Research income / academic staff

CH	Clinical, pre-clinical & health	54
LS	Life sciences	75
PS	Physical sciences	69
ET	Engineering & technology	50
AH	Arts & humanities	99
SS	Social sciences	98



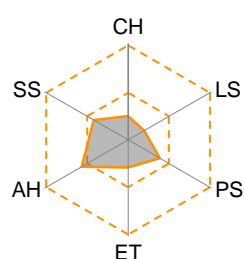
Research reputation

CH	Clinical, pre-clinical & health	37
LS	Life sciences	30
PS	Physical sciences	29
ET	Engineering & technology	28
AH	Arts & humanities	21
SS	Social sciences	13



Papers - international co-author / papers

CH	Clinical, pre-clinical & health	23
LS	Life sciences	18
PS	Physical sciences	37
ET	Engineering & technology	27
AH	Arts & humanities	55
SS	Social sciences	40

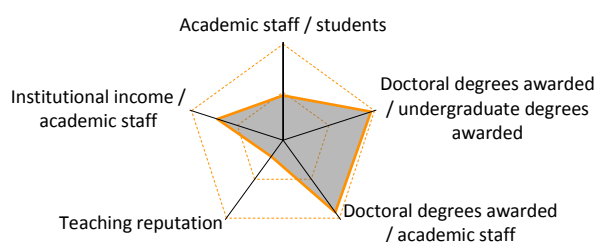


STATE UNIVERSITY OF CAMPINAS

InCites™ INSTITUTIONAL PROFILES INDICATORS

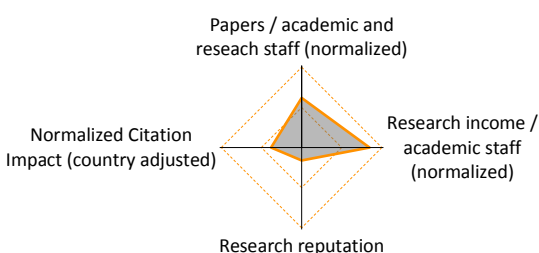
TEACHING INDICATORS

Academic staff / students	45
Doctoral degrees awarded / undergraduate degrees awarded	94
Doctoral degrees awarded / academic staff (normalized)	90
Teaching reputation	19
Institutional income / academic staff	70



RESEARCH INDICATORS

Papers / academic and research staff (normalized)	60
Research income / academic staff (normalized)	83
Research reputation	14
Normalized Citation Impact (country adjusted)	36

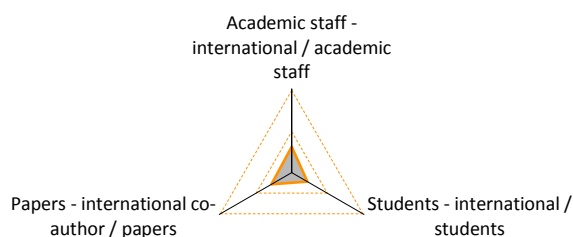


INDUSTRY INDICATORS

Research income from industry / academic staff	43
Industrial co-authorships *	N/A

INTERNATIONAL OUTLOOK INDICATORS

Academic staff - international / academic staff	29
Students - international / students	20
Papers - international co-author / papers	26



Note: Values and scale on tables and diagrams are cumulative probability scores, representing your institution's place compared to other institutions. Dotted line on the diagram represents a cumulative probability of 50 i.e. the median value. Maximum value is 100.

SUMMARY

We hope you find this report informative and look forward to many years of collaboration to improve our multidimensional approach to institution profiling, data validation, and qualitative assessment. For over half a century, Clarivate Analytics, formerly the IP & Science business of Thomson Reuters has pioneered the world of citation indexing and analysis. All of our analytics tools and services are underpinned by the gold standard citation data in the *Web of Science*. We are therefore uniquely positioned to help you and your institution make informed decisions about current and future research and organizational strategies. We look forward to continuing our partnership with you and welcome any feedback you may have.

The data presented in this report represent just a fraction of what you can obtain when you subscribe to *InCites*, the web-based evaluation tool. The *InCites* platform enables you to access data alongside both article-level and aggregated data and metrics to assess the impact and influence of people, departments, institutions, regions, and publications within the broader research ecosystem.

InCites allows you to objectively and accurately assess the return on your research investments and activities. Starting with a foundation of trusted *Web of Science* data, you can create visually impactful reports to help:

- **Develop** a clear picture of the research activity at your organization—an indicator of future success
- **Measure and benchmark** the research performance of your people, programs and peers to properly allocate funding and attract new talent
- **Facilitate** collaborations that advance your strategic goals and support internal review, reporting and promotional processes

WHO WE ARE

Clarivate™ Analytics accelerates the pace of innovation by providing trusted insights and analytics to customers around the world, enabling them to discover, protect and commercialize new ideas, faster. Formerly the Intellectual Property and Science business of Thomson Reuters, we've been assisting our customers for over 60 years. Now as an independent company with over 4,000 employees, operating in more than 100 countries around the world, we remain expert, objective and agile. For more information, please visit us at Clarivate.com.

If you have any questions about this report please contact

Clarivate Analytics

1500 Spring Garden Street, 4th Floor

Philadelphia, PA 19130

T/ +1 215 823 1752

E/ science.profilesproject@clarivate.com