

Fls. n°	504
Proc. n°	010-32328/15
Rubrica	2016

ANO-BASE: 2014



2016 PROFILE

— GLOBAL INSTITUTIONAL PROFILES PROJECT

STATE UNIVERSITY OF CAMPINAS

Copyright ©2016
CLARIVATE ANALYTICS

**Clarivate
Analytics**

Formerly the IP & Science
business of Thomson Reuters

- Referência 2014 -
- Publicado 2016 -

—
Thank you for your
continued participation
and support of the
Global Institutional
Profiles Project!

INTRODUCTION

The Global Institutional Profiles Project creates accurate and comprehensive profiles of research institutions around the world.

With reliable and objective data on each institution, users of the data in these profiles and elsewhere are better equipped to:

- Validate and quantify executive and strategic decisions
- Support marketing, publicity and other promotional efforts
- Supplement rankings and other assessment initiatives with additional indicators of excellence

By working closely with a multitude of personnel from universities and other related institutions around the world, we have been able to create the richest, clearest profiles to date—portraits of facts and figures on research activity, funding, students, and staff, supported by verifiable indicators from Clarivate Analytics.

ABOUT THE REPORT

This Profile supplements the Institutional Profiles data available in *InCites™* and is provided to organizations contributing to the institutional profiles project. It is based on data from three main sources: data provided by the institution directly to Clarivate Analytics data on the institution's publications and citations from *Web of Science™*, and the results of the annual Academic Reputation Survey.

For more information please see: <http://ip-science.thomsonreuters.com/globalprofilesproject/>

Clarivate Analytics has conducted extensive validation of the data and applied powerful analytical techniques to interpret and present the data in a meaningful way.

This Profile and all data included herein may be used as a promotional and/or marketing device, as a management tool to be shared internally with colleagues for purposes of evaluation, or to provide institutional research executives with information on research performance. The information in this report may be used to assist students or faculty in the selection of your institution. You may use this report in the following ways:

- Post it on your institution's website (see below)
- Share with administrators at other institutions
- Submit with research assessments or government and funding proposals

Please note the data tables and individual performance results are the property of Clarivate Analytics. Use of any of the information must include the following notice: "Clarivate Analytics reserves all rights to the data and data should not be extracted, republished, redistributed or used for any commercial purpose."

Fls. n°	57
Proc. n°	010-32328/15
Rubrica	DGP

STATE UNIVERSITY OF CAMPINAS

CONTACT INFORMATION

State University of Campinas
Barão Geraldo - Campinas
São Paulo, Brasil 13083-970
Brazil

Tel: 55-19-3521-2121
URL: <http://www.unicamp.br/unicamp/>
Email: teresa@reitoria.unicamp.br

BRIEF DESCRIPTION

The University of Campinas is public university funded by the State of São Paulo. It was established in 1966 in the city of Campinas, with the goal to become an academic center of excellence, producing world-class basic and applied research, providing high-standards undergraduate and graduate education and serving as a catalyst for economic and social development.

Currently, Unicamp offers undergraduate degrees in 66 majors, including medicine, dentistry, several engineering specializations, basic natural and human sciences, applied sciences, teaching and arts.

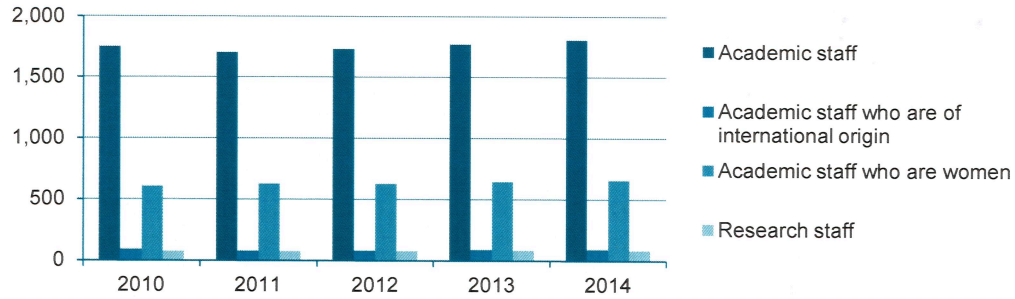
Throughout its history, Unicamp has placed a special emphasis in graduate education, with about half its student body made up with graduate students.

Undergraduate and graduate education at Unicamp is provided by the State of São Paulo for all its students free of charge. In addition there are many graduate scholarship programs to help support students pursuing graduate degree programs.

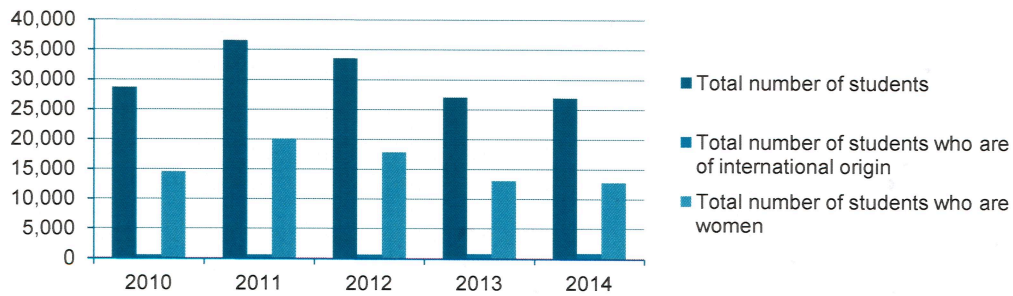
Overall, Unicamp is an internationally recognized center of academic excellence, with a very distinct profile among Brazilian higher education institutions as a leader in technology, health sciences, natural sciences, human sciences and arts.

STATE UNIVERSITY OF CAMPINAS

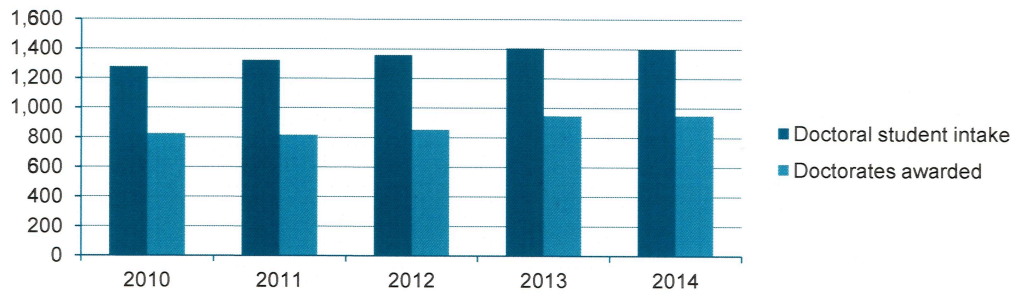
ACADEMIC & RESEARCH STAFF



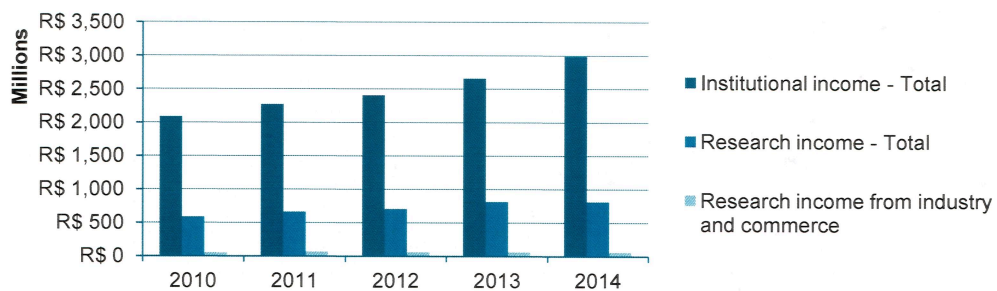
TOTAL NUMBER OF STUDENTS



DOCTORAL STUDENT INTAKE / OUTPUT



FUNDING



STATE UNIVERSITY OF CAMPINAS

INSTITUTIONAL INDICATORS

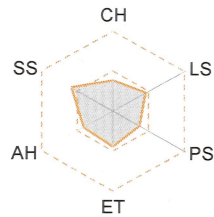
	2010	2011	2012	2013	2014
Academic Staff	1,751	1,703	1,731	1,769	1,806
- who are of international origin	93	78	83	92	93
- who are women	605	629	628	645	657
Research Staff	76	77	82	85	87
Total number of students	28,731	36,577	33,596	27,095	26,966
- who are of international origin	600	656	693	780	881
- who are women	14,544	20,053	17,858	13,052	12,816
Undergraduate student intake	3,273	3,341	3,285	3,377	3,303
Undergraduate degrees awarded	2,269	2,284	2,524	2,249	2,410
Master or equivalent student intake	1,589	1,668	1,727	1,856	1,735
Master's degrees awarded	1,245	1,354	1,232	1,310	1,237
Doctoral students admitted	1,278	1,321	1,357	1,407	1,400
Doctorates awarded	826	818	853	946	948
Institutional income	R\$ 2,087,388,674	R\$ 2,272,727,757	R\$ 2,409,226,829	R\$ 2,659,232,827	R\$ 2,988,710,179
Research income	R\$ 593,511,044	R\$ 662,287,076	R\$ 705,316,760	R\$ 818,534,683	R\$ 816,518,436
- Research income from industry and commerce	R\$ 50,743,535	R\$ 65,534,632	R\$ 56,084,968	R\$ 61,422,775	R\$ 62,976,518

STATE UNIVERSITY OF CAMPINAS

SUBJECT SPECIFIC DATA - TEACHING AND INSTITUTIONAL

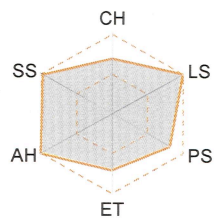
Academic staff / students

CH	Clinical, pre-clinical & health	36
LS	Life sciences	44
PS	Physical sciences	35
ET	Engineering & technology	43
AH	Arts & humanities	39
SS	Social sciences	57



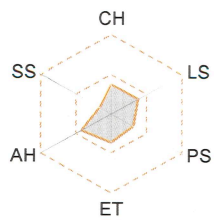
Doctoral degrees awarded / academic staff

CH	Clinical, pre-clinical & health	67
LS	Life sciences	98
PS	Physical sciences	80
ET	Engineering & technology	69
AH	Arts & humanities	99
SS	Social sciences	96



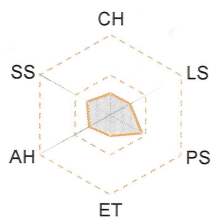
Teaching reputation

CH	Clinical, pre-clinical & health	35
LS	Life sciences	36
PS	Physical sciences	29
ET	Engineering & technology	35
AH	Arts & humanities	40
SS	Social sciences	14



Academic staff - international / academic staff

CH	Clinical, pre-clinical & health	25
LS	Life sciences	26
PS	Physical sciences	43
ET	Engineering & technology	24
AH	Arts & humanities	28
SS	Social sciences	31



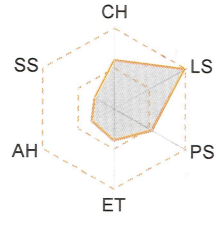
Where tables and graphs display blanks, either the university has not supplied data or a score was removed due to being highly anomalous.

STATE UNIVERSITY OF CAMPINAS

SUBJECT SPECIFIC DATA - RESEARCH & CITATION IMPACT

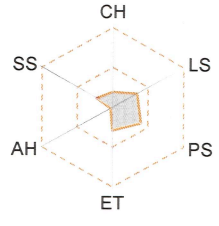
Papers / academic and research staff

CH	Clinical, pre-clinical & health	58
LS	Life sciences	97
PS	Physical sciences	52
ET	Engineering & technology	37
AH	Arts & humanities	29
SS	Social sciences	25



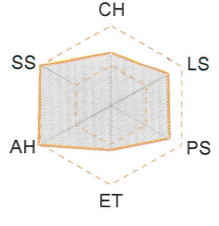
Normalized Citation Impact (country adjusted)

CH	Clinical, pre-clinical & health	17
LS	Life sciences	32
PS	Physical sciences	38
ET	Engineering & technology	27
AH	Arts & humanities	1
SS	Social sciences	21



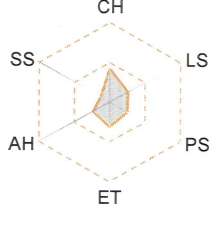
Research income / academic staff

CH	Clinical, pre-clinical & health	64
LS	Life sciences	79
PS	Physical sciences	81
ET	Engineering & technology	54
AH	Arts & humanities	100
SS	Social sciences	98



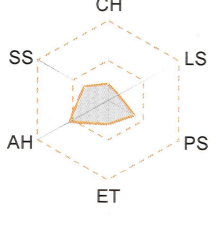
Research reputation

CH	Clinical, pre-clinical & health	40
LS	Life sciences	24
PS	Physical sciences	23
ET	Engineering & technology	29
AH	Arts & humanities	21
SS	Social sciences	11



Papers - international co-author / papers

CH	Clinical, pre-clinical & health	19
LS	Life sciences	13
PS	Physical sciences	35
ET	Engineering & technology	28
AH	Arts & humanities	53
SS	Social sciences	32

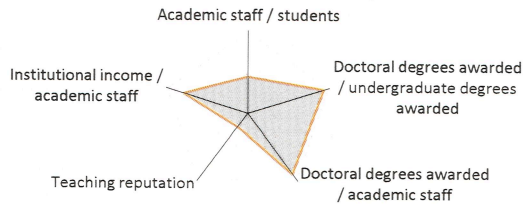


STATE UNIVERSITY OF CAMPINAS

InCites™ INSTITUTIONAL PROFILES INDICATORS

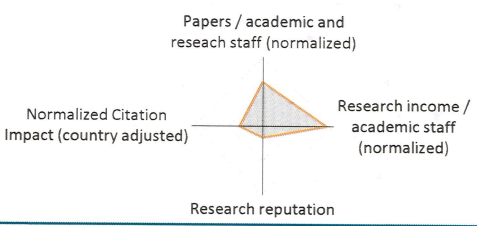
TEACHING INDICATORS

Academic staff / students	43
Doctoral degrees awarded / undergraduate degrees awarded	93
Doctoral degrees awarded / academic staff	90
Teaching reputation	18
Institutional income / academic staff	78



RESEARCH INDICATORS

Papers / academic and research staff (normalized)	63
Research income / academic staff (normalized)	90
Research reputation	14
Normalized Citation Impact (country adjusted)	32

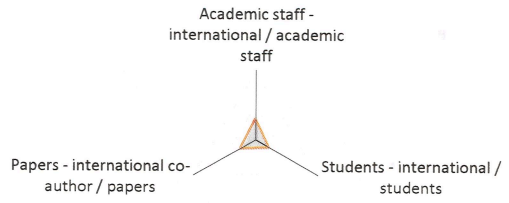


INDUSTRY INDICATORS

Research income from industry / academic staff	44
Industrial co-authorships *	N/A

INTERNATIONAL OUTLOOK INDICATORS

Academic staff - international / academic staff	29
Students - international / students	20
Papers - international co-author / papers	23



Note: Values and scale on tables and diagrams are cumulative probability scores, representing your institution's place compared to other institutions. Dotted line on the diagram represents a cumulative probability of 50 i.e. the median value. Maximum value is 100.

Fis n°	63
Proc n°	010-32328/15
Rubrica	Dofp

SUMMARY

We hope you find this report informative and look forward to many years of collaboration to improve our multidimensional approach to institution profiling, data validation, and qualitative assessment. For over half a century, Clarivate Analytics, formerly the IP & Science business of Thomson Reuters has pioneered the world of citation indexing and analysis. All of our analytics tools and services are underpinned by the gold standard citation data in the *Web of Science*. We are therefore uniquely positioned to help you and your institution make informed decisions about current and future research and organizational strategies. We look forward to continuing our partnership with you and welcome any feedback you may have.

The data presented in this report represent just a fraction of what you can obtain when you subscribe to *InCites*, the web-based evaluation tool. The *InCites* platform enables you to access data alongside both article-level and aggregated data and metrics to assess the impact and influence of people, departments, institutions, regions, and publications within the broader research ecosystem.

InCites allows you to objectively and accurately assess the return on your research investments and activities. Starting with a foundation of trusted *Web of Science* data, you can create visually impactful reports to help:

- **Develop** a clear picture of the research activity at your organization—an indicator of future success
- **Measure and benchmark** the research performance of your people, programs and peers to properly allocate funding and attract new talent
- **Facilitate** collaborations that advance your strategic goals and support internal review, reporting and promotional processes

Fis. n°	64
Proc n°	010-32328/15
Rubrica	<i>[Signature]</i>

WHO WE ARE

Clarivate™ Analytics accelerates the pace of innovation by providing trusted insights and analytics to customers around the world, enabling them to discover, protect and commercialize new ideas, faster. Formerly the Intellectual Property and Science business of Thomson Reuters, we've been assisting our customers for over 60 years. Now as an independent company with over 4,000 employees, operating in more than 100 countries around the world, we remain expert, objective and agile. For more information, please visit us at Clarivate.com.

If you have any questions about this report please contact

Clarivate Analytics

1500 Spring Garden Street, 4th Floor

Philadelphia, PA 19130

T/ +1 215 823 1752

E/ science.profilesproject@thomsonreuters.com